


Hidden Figures



Hidden Figures by Margot Lee Shetterly and illustrated by Laura Freeman

<https://www.youtube.com/watch?v=dKFISCQK5uY>

<https://www.youtube.com/watch?v=WRaNQ6jgcVY>

If you wish to purchase this book it is available from Amazon:

https://www.amazon.co.uk/Hidden-Figures-Story-Black-Women/dp/0062742469/ref=sr_1_1?crid=H12PD04XO2IU&dchild=1&keywords=hidden+figures&qid=1591210303&s=books&prefix=hidden+fi%2Cstripbooks%2C145&sr=1-1

Welcome to week 2 of our beautiful text!

We will be using the beautiful and powerful story of four black women and the space race: **Hidden Figures** to inspire us and our writing over a series of lessons.

Now you are fully inducted into the **NASA/NACA Recruits Induction Program!**

As we learn more about the stories of Dorothy Vaughan and Mary Jackson, we will look at segregation, what it means and the struggles they faced.

Your second mission is to find some new recruits! You will need to write a job advert to get the right candidates. You will also write a description about Dorothy and why she was the perfect person for the job!

Aim for the stars!

Ms Berry and Miss Arnold

Lesson 1
Welcome back Recruit!



NASA/NACA Recruits

Congratulations! You are now fully inducted into NASA/NACA induction program.




If you wish to watch a live version of this lesson, go to the Literacy Tree log and watch a video of Donny.

[Click on: Hidden Figures Session 3](#)

Mission 1:

We are going to continue our vital work for NASA/NACA by writing a job advert – we need to recruit new members! **Create a job advert** to find the perfect application. What skills and characteristics will they need?

Before you create your advert, you'll need to decide which role you're advertising for.

Can you create different jobs using these word endings?

Engine, build, design, mathematics, compute, science, bio, meteor, physics, type, technical, electric, statistics, astronomy

-er	-ologist,	-cian	-ist

Do you think any of these jobs would be useful for working in NASA or NACA or both? Why?

ENGLISH

Mission 2: Choose which role you're recruiting for and decide what information you need to include on your advert. Here's an example:

Hiring Now! All positions!

Are you a talented mathematician or scientist? Your country, which faces trials and tribulations, needs you to enlist. Join our elite organisation and make sure America is victorious. What an important moment in history this is!

There are a number of positions to fill: typist, electrician....



Challenge: Can you edit to include relative clauses?
Can you use a colon to introduce a list?

Lesson 2

Role on the wall



If you wish to watch a live version of this lesson, go to the Literacy Tree log and watch a video of Donny.

Stop at **10 minutes 24 secs**. Complete Role on the wall. We will complete the writing session in the next session.

[Click on: Hidden Figures Session 4](#)

Mission 1: Look at the following words. Have a think about their meanings and why they would be good words when describing characteristics. When you grow up, would you rather be a person of courage or cowardliness? Why?

principle,
vision,
integrity
generosity
weakness,

courage,
determination
strength,
cowardliness
narrowness

ingenuity
brilliance
endurance
dishonesty

Mission 2:

Look at the **pictures of NASA (NACA) through time** under the heading **Resources**. Focus on the older pictures.

- Use a dictionary to find out what the word '**segregation**' means.
- What does segregation mean in the context of this story and the images?
- Do you think segregation was limited to the workplace?

Mission 3:

Listen and watch the story of Kathryn, Mary, Dorothy and Christine by clicking on the hyperlink. Read or watch **Hidden Figures** up to '...ate in separate lunchrooms.'

Option 1 : <https://www.youtube.com/watch?v=dKFiSCQK5uY>



What have we learned about Dorothy Vaughan? What do you think of her character?

Use the **Role on the Wall** to write notes about how she might have been feeling at different parts of the story. Write these feelings in the inside of the character outline. Around the outside of the character outline, write how she behaved at different moments in the story so far.

One way we often describe impressive individuals is to use a noun + noun phrase e.g. a woman of integrity. Use the word bank on the **Role on Wall** to create these phrases.

You can use the **role on the wall template** under **Lesson 2 Resources** or you can re-create something similar in your book or on paper.

Lesson 3

Woman of strength



If you wish to watch a live version of this lesson, go to the literacy tree log and watch a video of Donny.

Start the lesson at 10 minutes 24 seconds, to continue the writing.

[Click on: Hidden Figures Session 4](#)

In the book, we are introduced first to Dorothy Vaughan. She is an excellent applicant. Can you write a description of her and why she's perfect for the job?

Using some of the words from the boxes above, and your role on the wall, write a **character description of Dorothy Vaughan.**

One way we often describe impressive individuals is to use a noun (of) noun phrase e.g. a woman of integrity.

Dorothy Vaughan was a woman of strength and integrity. She had a vision to exceed expectations despite the segregation that was everywhere.

Dorothy, who worked long hours, was a woman of exceptional strength with a brilliance of mind.

Challenge:

Could you start your noun phrase with the abstract noun?

E.g. brilliance of mind, endurance of spirit, strength of will...



Lesson 4

Letter of persuasion



If you wish to watch a live version of this lesson, go to the literacy tree log and watch a video of Donny.

Click on: Hidden Figures Session 5

Mission 1: Look at these prefixes: In- or Un-.

Which prefix can you attach to the following root words and how does it change the meaning?

Justice, principled, fair, reliable, realistic, questionable, able, enthusiastic, comprehensible, controllable, appealing, credible, correct, dependent, equal.

-in	-un

Now we are going to learn about one of the other NASA employees: **Mary Jackson**.

Listen and watch the story of Mary by clicking on the hyperlink.

Read or watch up to **'...engineer at the laboratory...'**



<https://www.youtube.com/watch?v=dKFISCQK5uY>

What were all of the obstacles she had to overcome?

Schools were segregated in Virginia, so she was unable to attend the school that would help her achieve her ambition. In order to get permission, she had to go to a judge.

If you have asked permission and are allowed to watch the movie Hidden Figures, this scene is very powerful where Mary goes to court to argue her case.

Mission 2: Mary Jackson is not allowed to study at Hampton High School due to segregation. **Write a persuasive letter to the judge in role as Mary Jackson.** Can you use the words above in your letter?

We need to put on our most formal voices! We might need to use sentence openers such as the ones below. If we are writing a formal letter advising the Judge, we might use openers such as these. Match each piece of advice to a different opener.

*For example: **I strongly urge you** to change the law and support my application. This is an injustice!*

This is called the **subjunctive**. The subjunctive uses the infinitive of the verb, e.g. *urge* rather than *urges*. The 'to' in the sentence is optional.

I suggest you...

It is essential you...

I strongly urge you...

I recommend you...

It is crucial you...

Lesson 1 Resources:

Job advert template



A large rectangular area with a yellow border, containing 20 horizontal white lines for writing a job advertisement template.

Lesson 2 Resources:

Naca/ Nasa through time

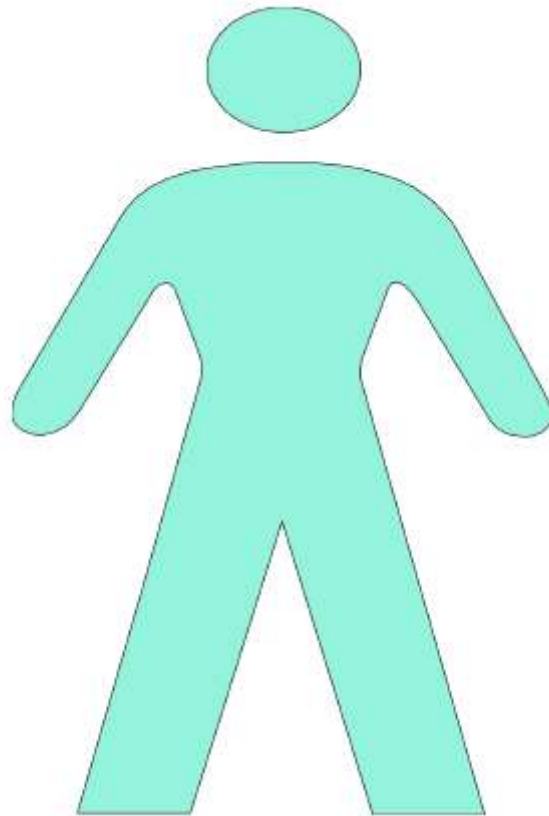


Division Flight Research Center - 0-32718 Photo published by NASA
NACA STAFF - NASA photo



Lesson 2 Resources:

Role on the wall



Abstract Nouns

principle
vision
integrity
courage
strength
determination
ingenuity
brilliance
endurance
generosity

Adjectives

versatile
industrious
resilient
innovative
persistent
patient
sociable
confident
studious

Vocabulary and Grammar

Use the mats below to support your planning and writing.

Writing a Persuasive Letter

Recipient's Address
The address of the person you are writing to.

Author's Name and Address
Your name and address.

Mason Bennett
29 Stanstead Road
Brian Hill
QLD 4110

Hammersville State School
143 Roman Street
Hammersville
QLD 4111

Greeting
Your friendly hello.

Introduction
A brief explanation of the opinion you are going to express.

Dear Principal Anesh,

I am writing to **insist** that you allow our school to play rugby league as an official school sport. **My reasons** are very clear and simple - it is our passion for rugby league. As we support the Queensland Maroons, it is an opportunity for rugby league fans to follow in their heroes' footsteps and it would get girls playing in a male-dominated sport.

Firstly, as Queenslanders, we are passionate and unwavering supporters of rugby league. It can be a long and tiresome wait for the State of Origin campaign to begin. **If we were to play rugby league at school, it would** be like having our own school State of Origin all year round! The students playing are so passionate and try hard, as many of them are already rugby league fans.

Secondly, I know so many of my fellow students and I are outlandish about the greatest rugby league team to ever play - The Queensland Maroons. My friends and I often talk about our favourite players and watch them on television. **If we were to play rugby league at school, I would** be an honorary Maroon! Players such as Cameron Smith and Matt Seymour are phenomenal role models for the students of our schools and we would love to play like them one day.

Finally, rugby league is currently only played by men. **This is highly unfair**! There are lots of girls in my class that are very talented at sports. **I think** these girls **should** be treated the same as me and have the chance to play rugby league.


Principal Anesh, Hammersville State School is already a magnificent school. **Please** make it even more so **by** bringing rugby league to our school!

Reasons
A sensibly ordered list of reasons, including time conjunctions.

Yours sincerely,
Mason Bennett

Conclusion
A strong final statement.

Signature
A polite farewell and your name.



Using the Subjunctive Mood - Conditions That Are Not True

To do this, we can use the verb 'were' instead of 'was'.
This creates a more formal sentence.

Subjunctive Mood	Normal Verb Use
If I were the boss, I'd leave.	If I was the boss, I'd leave
If I were to be rude.	If I was going to be rude.
If that were the case, I would go.	If that was the case, I would go.

Can you say this sentence using the subjunctive mood?

"If I was rich, I'd buy a Ferrari."

"If I **were** rich, I'd buy a Ferrari."

Persuasive Writing

Introductions

I think...
For this reason...
I feel that...
I am sure that...
It is certain...
I am writing to...
Of course...
In the same way...
On the other hand...
In this situation...

Making your point

Firstly, secondly,
thirdly...
Furthermore...
In addition...
Also...
Finally...
Likewise...
Besides...
Again...
Moreover...
Similarly...
Surely...
Certainly...
Specifically...
If...then...
because...

Details

For example...
In fact...
For instance...
As evidence...
In support of this...

Endings

For these reasons...
As you can see...
In other words...
On the whole...
In short...
Without a doubt...
In brief...
Undoubtedly...

Other Words

reasons
arguments
for
against
unfair
pros
cons

