

# PHONICS

Each day, recap sounds and tricky/high frequency words. Click the images below.



Flashcards



Tricky and High Frequency words

Login for PhonicsPlay: [march20](#) home

## Summer 2 Week 3 Focus: Revision!

### Lesson 1:

#### Warm up!

Click [here](#) for the alphabet song.

#### Phase 5 Sounds

We have now completed our phonics learning for phase 5! This week, we'd like you to think about all of the sounds and alternative spellings that you have been learning in Year 1. Have a look at all of the phase 5 sounds below.



Practise reading them in a random order like we do in class at the start of every phonics lesson.

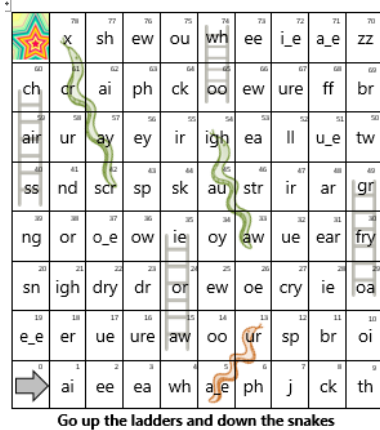
Are there any you still find tricky?

Are there any that you are not confident with reading or spelling?

# PHONICS

## Snakes and Ladders

Available as a separate download, play snakes and ladders! There are phase 5 sounds and some phase 4 blends! Good luck!



## Challenge

Can you create your own poster showing some of the alternative spellings for the /ee/ sound? There is one below to help you!

## Lesson 2:

### Warm up!

Sort out the real and nonsense words.

**Trash or Treasure? Sort the words.**


jigh shine root pruns goat  
floost creep phope cliff rird



# PHONICS

## Alternative spellings of the /igh/ sound

Let's revisit the different spellings of /igh/. Can you remember them?



Now write some silly sentences with these words!

Miss Nakkas and Mr Knight worked together to write

*The **pie** went down the **slide**!*

## Challenge

Have a go at the /igh/ wordsearch. Available at the end of the document.



## Lesson 3:

### Warm up!

Watch [Geraldine the Giraffe](#) to revise the 'o\_e' sound.


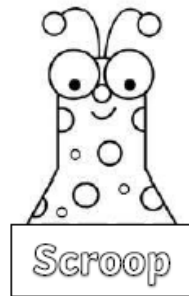
### Activity

Last week we focused on revising split digraphs. Have a go at spotting the split digraph aliens!

## Spot the alien!

If an alien has a split digraph in its name colour it in.

Look for: o-e u-e e-e a-e i-e



### Challenge

Can you write a sentence about each split digraph alien describing what they are like?  
Mr Knight and Miss Nakkas chose Shrume and wrote:



*Shrume is frightening with her wide, open mouth! She has one menacing eye ready to scare people with!*

# PHONICS

## Lesson 4:

### Warm up!

Play this game to see how many words you can spell correctly.

Click on the image to load the game.



### Activity

It's time for I spy! What can you see?

**What can you see? Tick the box if you see it in the picture.**

- Bird
- Starfish
- Dog
- Sand
- Bucket
- Tree
- Beach ball
- Rocks
- Boat
- Light house

### Challenge

Can you create a picture of your home?

Remember to create a checklist for a family member to see if they can spy the different objects you wrote about!

# PHONICS

## Answers for Lesson 2 Challenge Activity:

ie, i-e, igh, y


a	u	o	s	k	y	m	f	l	y
f	i	v	e	x	p	o	v	z	c
c	a	m	r	c	r	y	a	r	m
u	o	t	i	e	m	o	r	p	l
x	l	i	e	v	a	m	u	o	v
z	m	l	o	k	n	i	g	h	t
a	o	b	i	k	e	z	x	t	c
p	i	e	v	x	n	i	g	h	t
l	u	c	s	l	i	d	e	u	r
l	i	g	h	t	m	a	p	z	a

cry 

sky 

fly 

pie 

lie 

tie 

five 5

slide 

bike 

knight 

light 

night 