

Pupil Voice Report 2006

**St John's and St Clement's Church of
England Primary School**

September 2006

**What do your pupils really think? How do their feelings
compare to other pupils attending schools in Southwark?**

What does this report contain?

The 2006 analysis of the Pupil Voice survey is here. This report analyses the responses received from your Year 5 pupils during the summer term of 2005/06.

If you have any queries or feedback please contact the MIA office
Email: managementinformation@southwark.gov.uk
Phone: 020 7525 5090

Introduction

Thank you for participating in this year's Pupil Voice survey. 45 primary and 7 secondary schools returned surveys on time to be included in this year's analysis. This is an 85% increase in the number of schools taking part compared to last year, which means that you have a more comprehensive sample with which to compare the views of your own pupils.

Executive Summary

- 78% of year 5 pupils surveyed said that they enjoyed being at school.
- 88% of pupils agreed that they felt healthy, although 3 out of 10 pupils said that they didn't have breakfast every day.
- A third of pupils said that they had bullied or badly treated other children at least once or twice last year.
- Just over half of all pupils are worried about going to secondary school, with bullying being the biggest fear for them.
- 77% of pupils think they will have a happy life in the future, which is an increase on the responses of pupils from last year.
- The most popular job that year 5 pupils would like to do when they leave school was footballer, followed by doctor and actor.

Report Structure

The following report is split into 5 sections that relate to the 5 outcomes of the **Every Child Matters** (ECM) agenda:

	Pages
BE HEALTHY	3-6
STAY SAFE	7-10
ENJOY AND ACHIEVE	11-21
MAKE A POSITIVE CONTRIBUTION	22-26
ACHIEVE ECONOMIC WELL-BEING	27-28

Where relevant we have referenced survey questions, broadly or specifically, to sections in the school Self-Evaluation Form (SEF), so that you will find it easier to use the responses as evidence when updating it.

Report Design

The majority of question responses have been analysed and reported to you in a graphical format for ease of use.

"Piano" style graphs have also been included for some questions to enable you to compare the responses of your pupils to other schools in the borough.

At the beginning of each section there is a reminder of the number of completed surveys we received from your school.

Throughout the report, underneath each graph, you will see a percentage of how many pupils from your school gave a valid response to each question.

You may find questions that were towards the end of the survey have a lower response rate.

(The analysis in this report does not appear in the same order as the questions on the survey).

Data Interpretation

It is important to note that responses to questions are the views/perceptions of pupils taking part in the survey. These can be strongly influenced by events occurring recently, views of peers, and their own interpretation of the questions.

Method

The survey was offered free of charge to all Southwark schools, including special schools and City Academies.

Schools were offered one of two methods for administering the survey:

- An online questionnaire, set up and hosted by Management Information and Analysis (MIA).
- Paper based questionnaires. Schools were provided with enough copies for their whole year group.

As in 2005, year 5 and year 9 pupils were chosen as the focus for the questionnaire.

Online respondent's data was compiled automatically via e-mail. Paper questionnaires were returned to MIA where they were entered manually.

Participating schools each receive an individual report in early September along with other school profile information. The report contains school response details and comparative LA figures. Comparative trend data from last year's survey is also provided, where available.

Response

45 primary schools took part in this year's survey, of which 22 schools completed the survey online.

A total of 1412 year 5 pupils completed a questionnaire, roughly equal proportions of girls and boys (49%, 51%).

Of the children who reported their ethnic group, the largest groups were African (29%), White British (23%) and Caribbean (12%).

Due to the high mobility of pupils in Southwark, pupils were asked to report the length of time in which they had been in their current school. Most pupils (89%) had been in current school for a year or more.

St John's and St Clement's Church of England Primary School

BE HEALTHY

Number of surveys completed by year group = 48

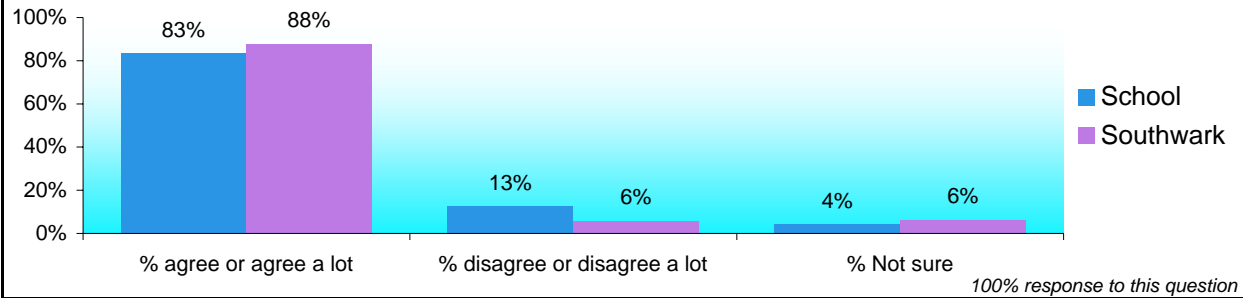
This section deals with pupil's feelings about enjoying good physical and mental health and living a healthy lifestyle.

Feel healthy

REF

Q I feel healthy

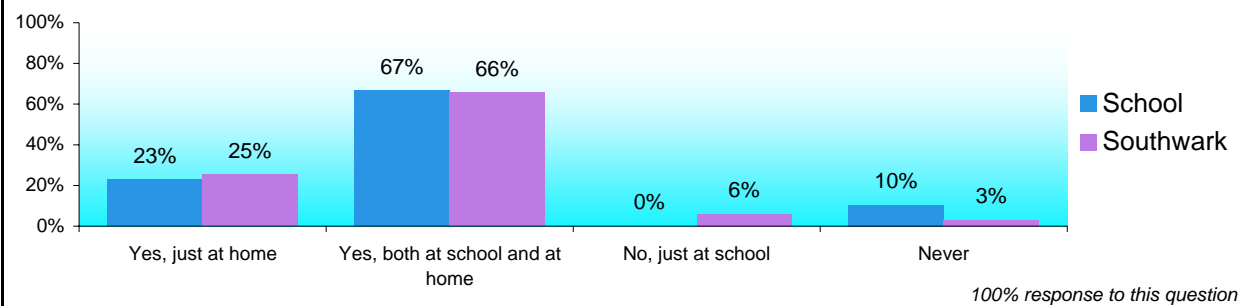
SEF 4a



Healthy eating

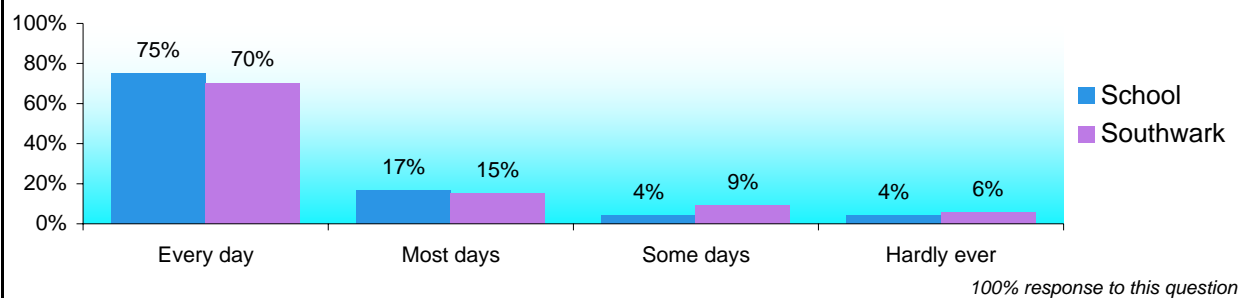
Q Do you eat fresh fruit or vegetables every day?

SEF 4a

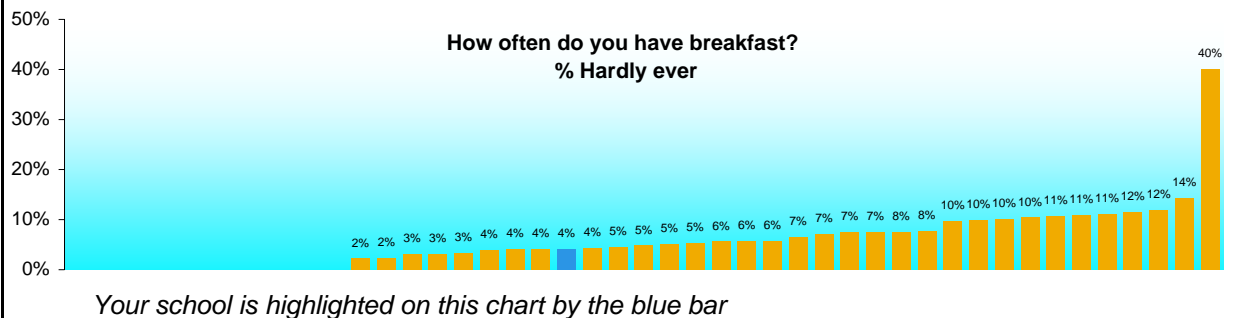


Q How often do you have breakfast?

SEF 4a



How do the feelings of your pupils compare to those in other Southwark schools?

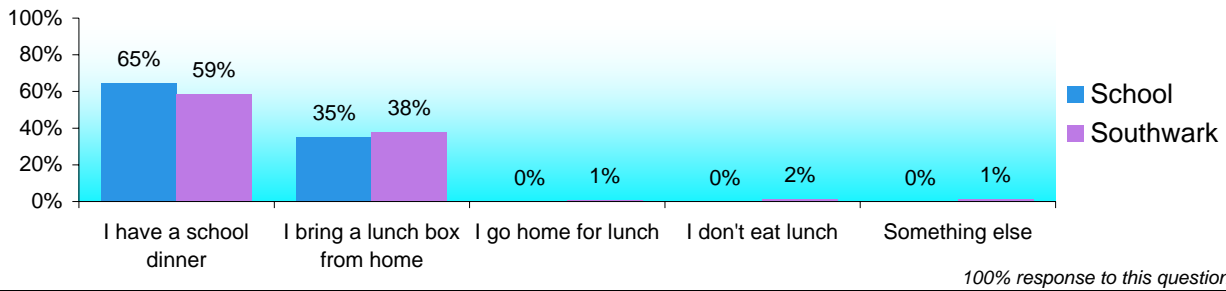


St John's and St Clement's Church of England Primary School

BE HEALTHY

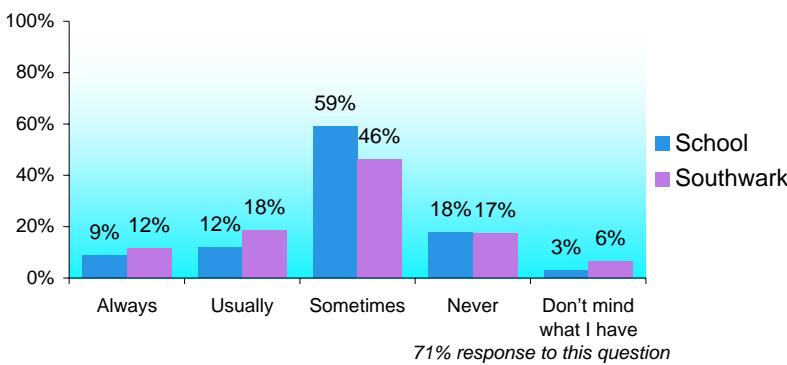
Q What do you do for lunch?

SEF 4a



Q If you have school dinners do you like them?

SEF 4a



How do the feelings of your pupils compare to those last year?

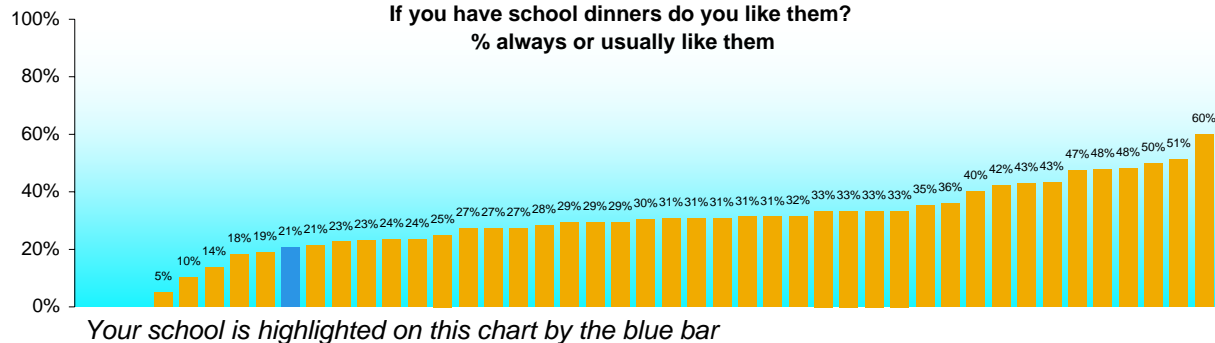
% Always or usually

	2005	2006
School	n/a	21%
Southwark	23%	30%

If your school did not participate last year then the school's 2005 figures will shown as "n/a".

How do the feelings of your pupils compare to those in other Southwark schools?

If you have school dinners do you like them?
% always or usually like them

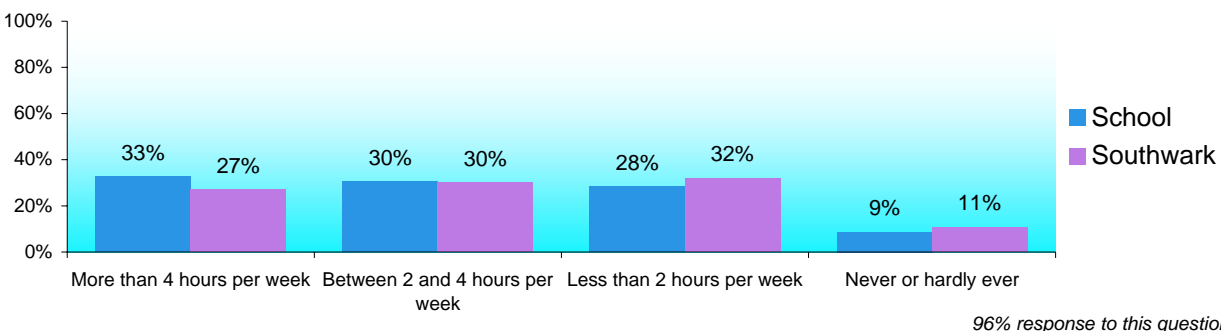


Physically healthy

An outcome of Southwark's Children and Young People's plan (CYPP) is to increase the proportion of children receiving two hours high quality physical education and school sport each week.

Q At school how often do you take part in sport or exercise that makes you feel out of breath?

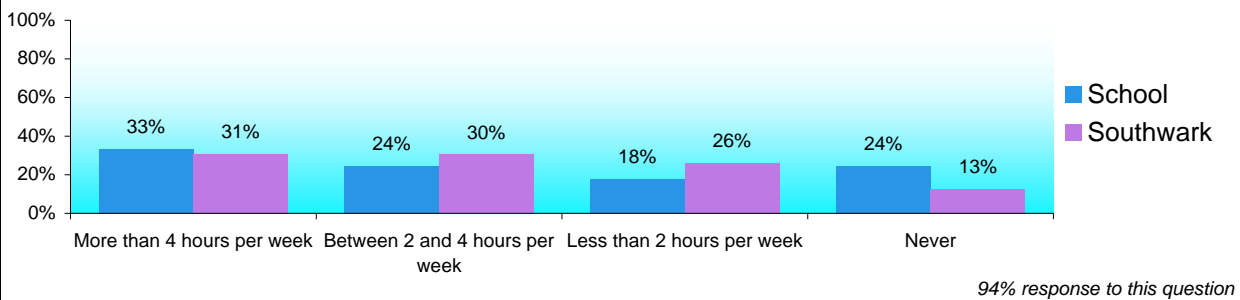
SEF 4a



BE HEALTHY

Q How often do you take part in sport or exercise outside of school that makes you feel out of breath?

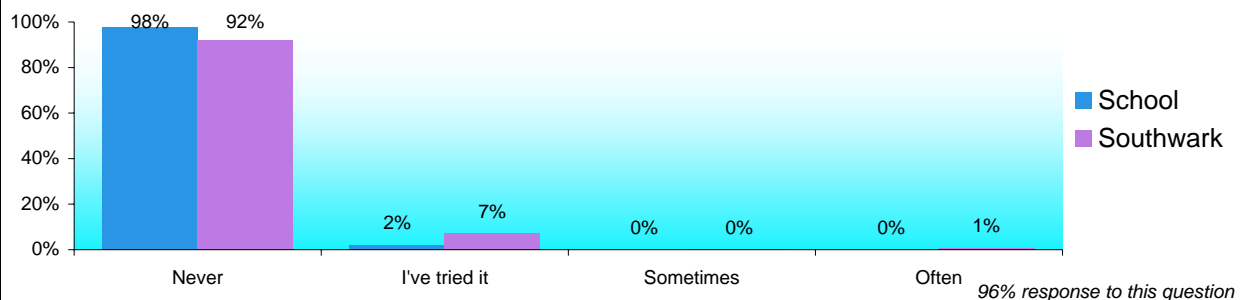
SEF 4a



Healthy lifestyles

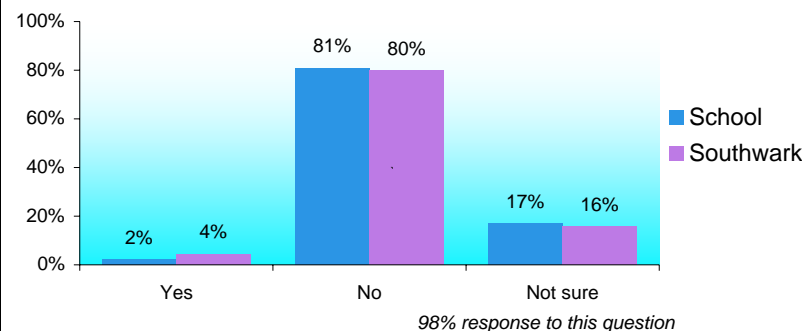
Q Have you ever smoked cigarettes?

SEF 4a



Q Do you think you will smoke when you are older?

SEF 4a



How do the feelings of your pupils compare to those last year?

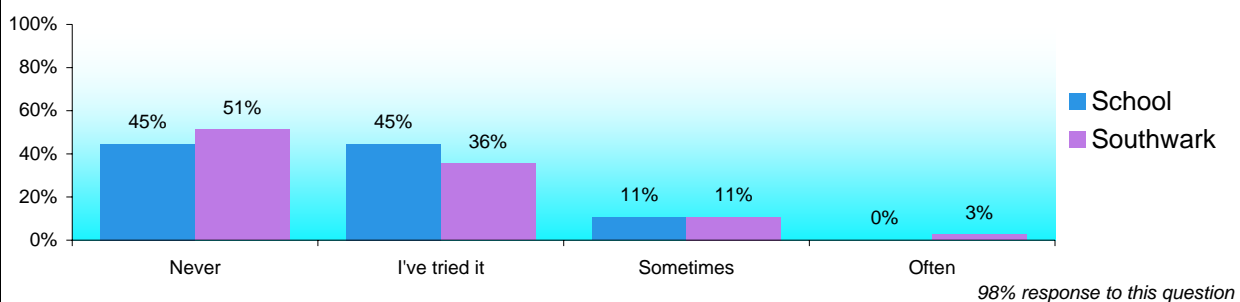
% Yes

	2005	2006
School	n/a	2%
Southwark	8%	4%

If your school did not participate last year then the school's 2005 figures will shown as "n/a".

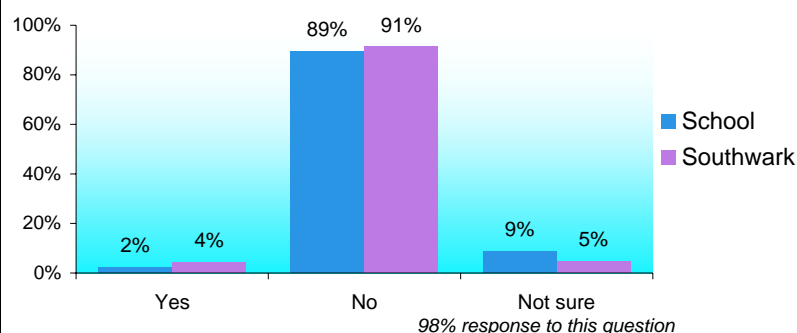
Q Have you ever drunk alcohol?

SEF 4a



Q Have you ever taken any drug that is not a medicine?

SEF 4a



How do the feelings of your pupils compare to those last year?

% Yes

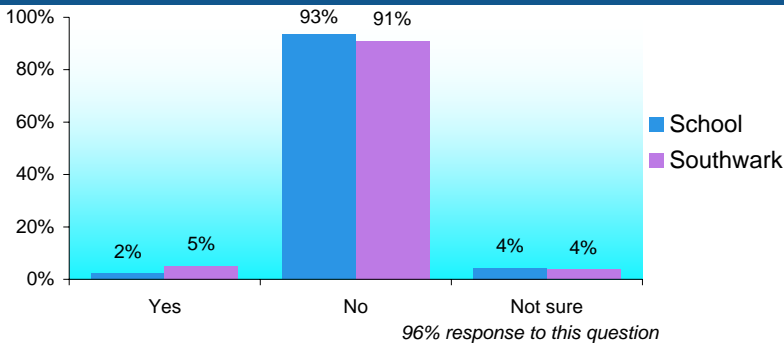
	2005	2006
School	n/a	2%
Southwark	3%	4%

If your school did not participate last year then the school's 2005 figures will shown as "n/a".

BE HEALTHY

Q Have you ever been offered illegal drugs or other substances?

SEF 4a



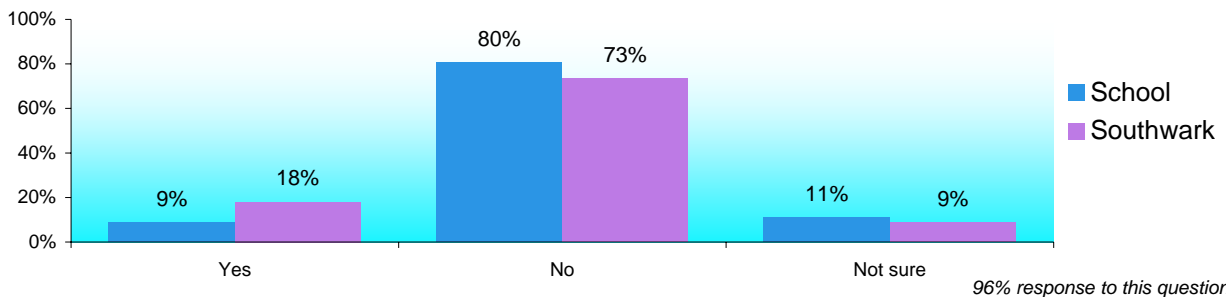
How do the feelings of your pupils compare to those last year?

	2005	2006
School	n/a	2%
Southwark	6%	5%

If your school did not participate last year then the school's 2005 figures will shown as "n/a".

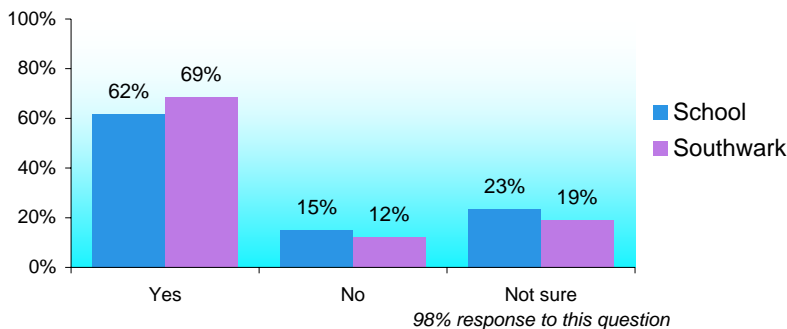
Q Do you know anyone your age who has used drugs (not medicine)?

SEF 4a



Emotionally healthy

Q Do you think you know enough about how your body changes as you get older?

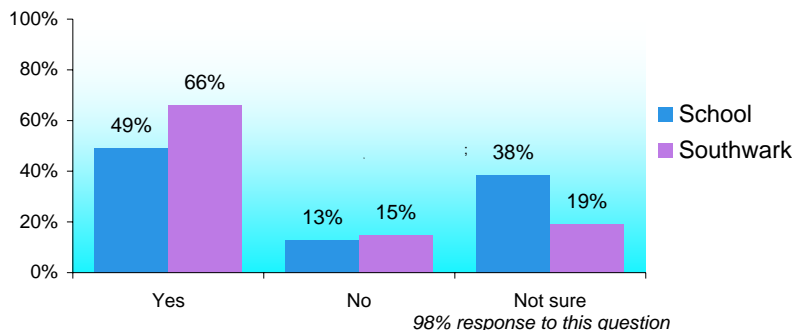


How do the feelings of your pupils compare to those last year?

	2005	2006
School	n/a	62%
Southwark	62%	69%

If your school did not participate last year then the school's 2005 figures will shown as "n/a".

Q Do you think you know enough about how your feelings and emotions change as you get older?



How do the feelings of your pupils compare to those last year?

	2005	2006
School	n/a	49%
Southwark	55%	66%

If your school did not participate last year then the school's 2005 figures will shown as "n/a".

STAY SAFE

Number of surveys completed by year group = 48

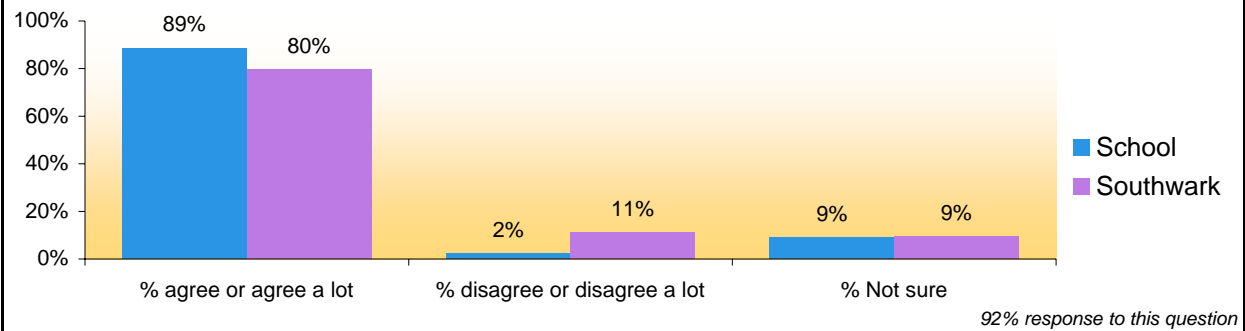
This section deals with pupil's feelings about being protected from harm and neglect.

Feeling Safe

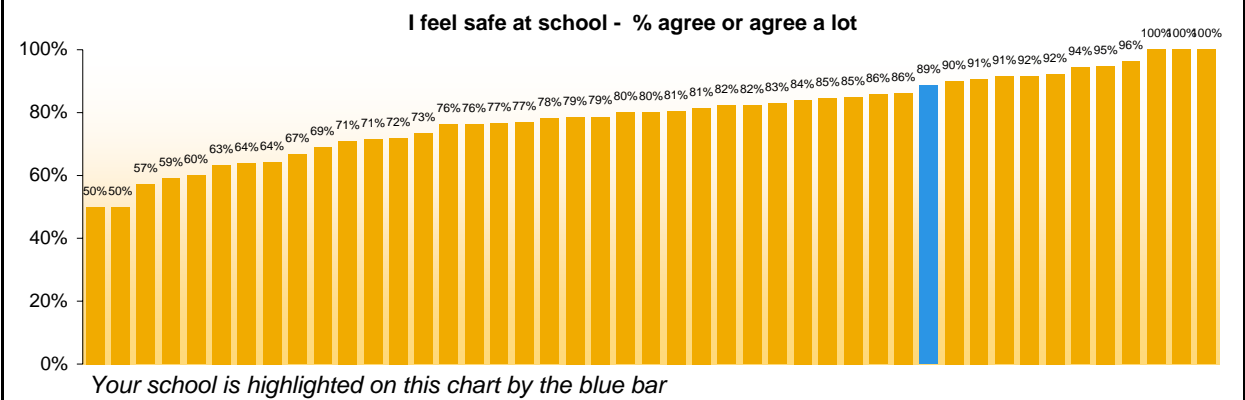
REF

Q I feel safe at school

SEF 4b

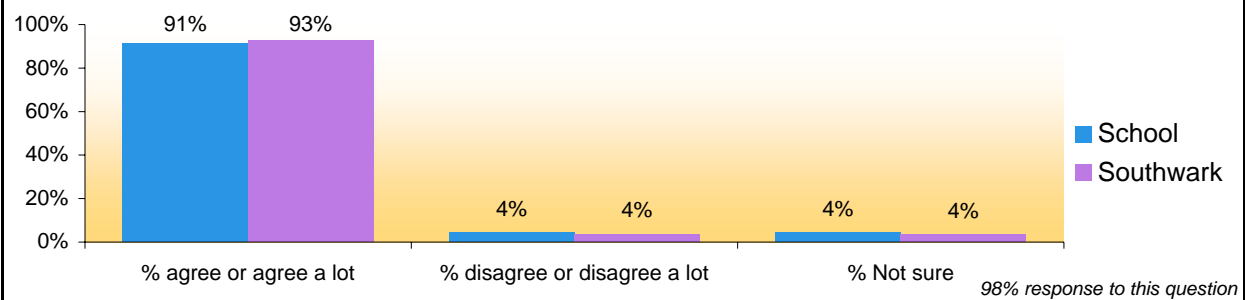


How do the feelings of your pupils compare to those in other Southwark schools?



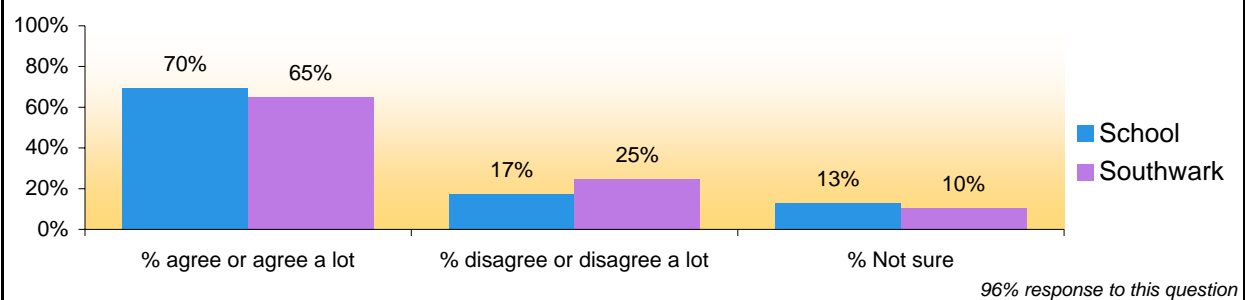
Q I feel safe at home

SEF 4b



Q I would feel safer if there were regular checks for knives and other weapons at school

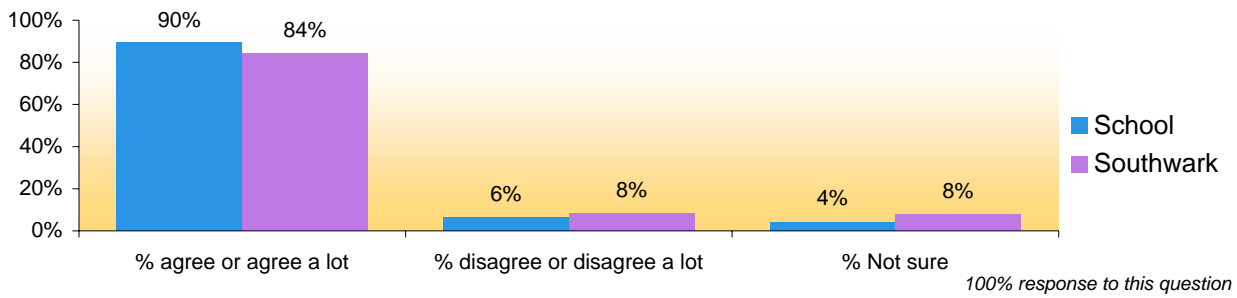
SEF 4b



STAY SAFE

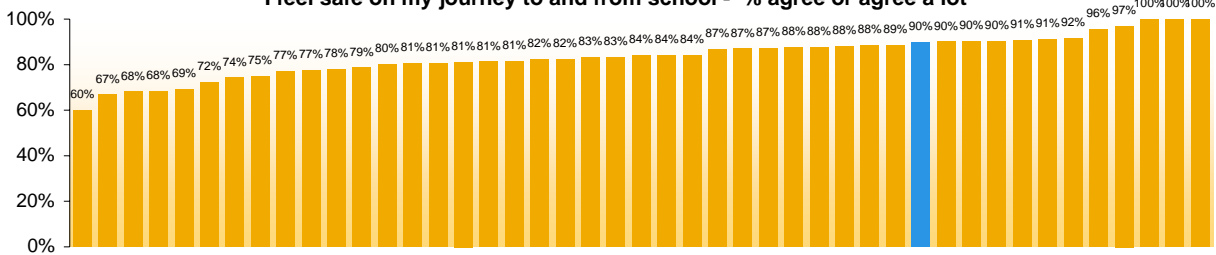
Q I feel safe on my journey to and from school

SEF 4b



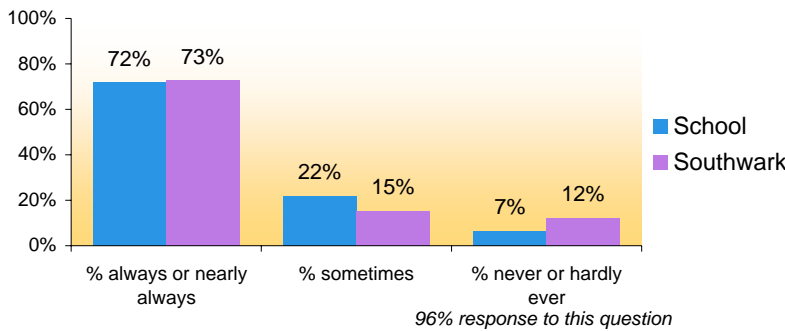
How do the feelings of your pupils compare to those in other Southwark schools?

I feel safe on my journey to and from school - % agree or agree a lot



Q There is an adult I can talk to when I get worried

SEF 4b



How do the feelings of your pupils compare to those last year?
% Always or nearly always

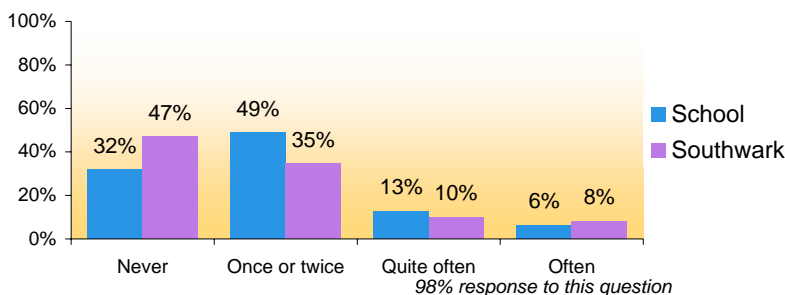
	2005	2006
School	n/a	72%
Southwark	66%	73%

If your school did not participate last year then the school's 2005 figures will shown as "n/a".

Bullying

Q Have you been bullied by other children in school this year?

SEF 4b



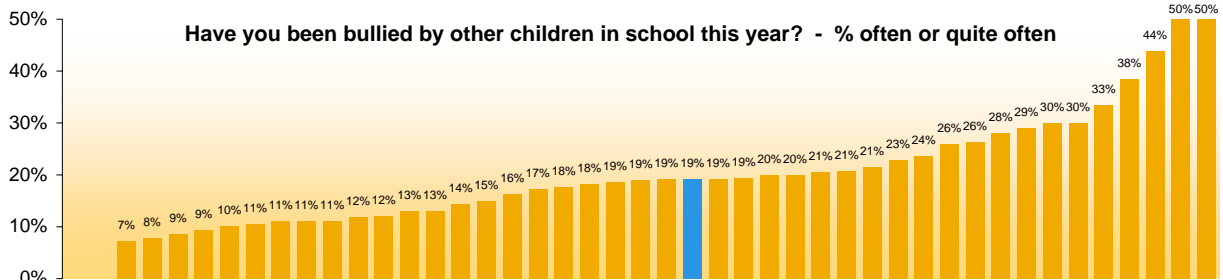
How do the feelings of your pupils compare to those last year?
% often or quite often

	2005	2006
School	n/a	19%
Southwark	22%	18%

If your school did not participate last year then the school's 2005 figures will shown as "n/a".

How do the feelings of your pupils compare to those in other Southwark schools?

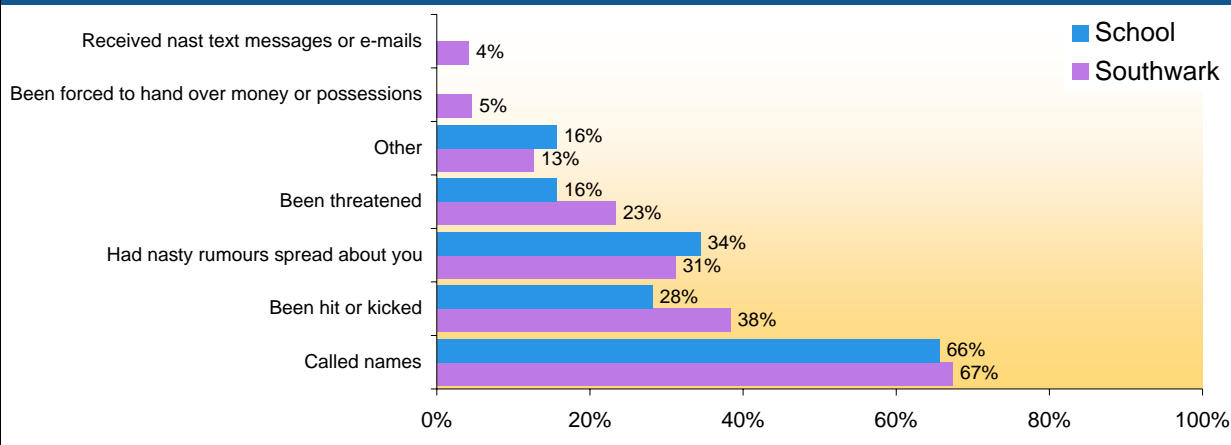
Have you been bullied by other children in school this year? - % often or quite often



STAY SAFE

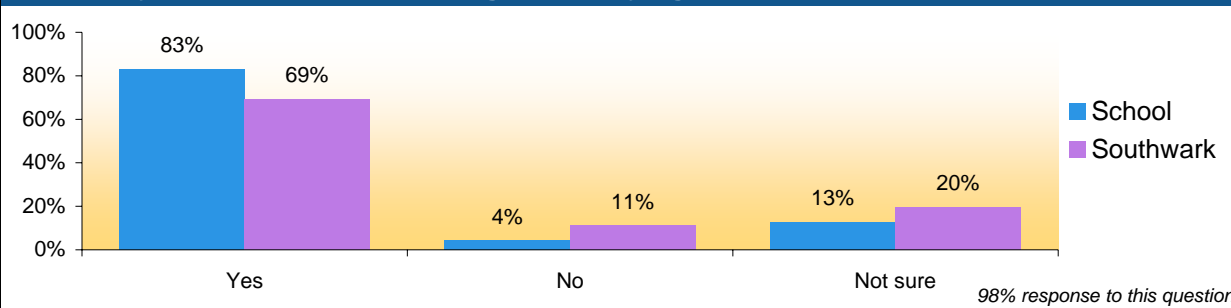
Q If you have been bullied this year, how would you describe it?

SEF 4b



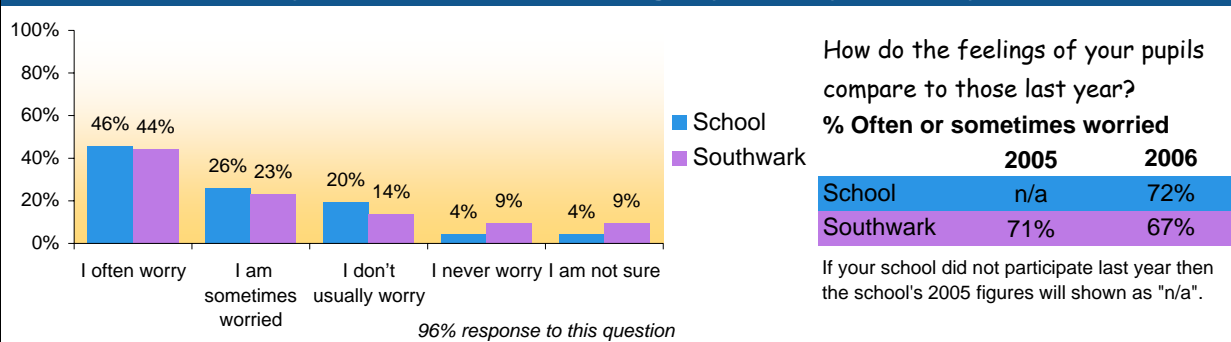
Q Does your school take action against bullying?

SEF 4b



Crime and fear of crime

Q How worried are you about crime happening to you and your family?



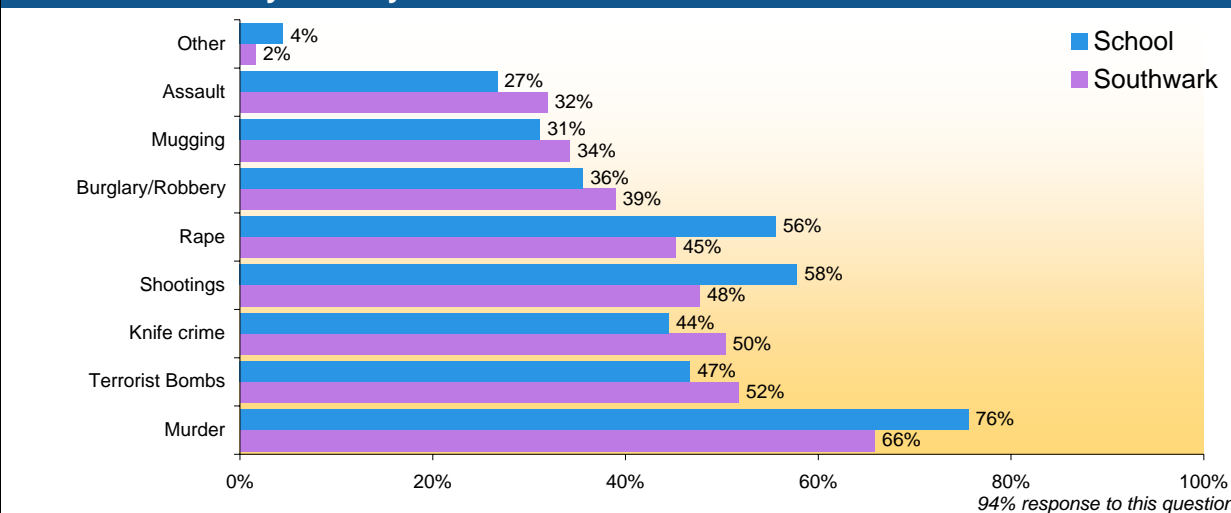
How do the feelings of your pupils compare to those last year?

% Often or sometimes worried

	2005	2006
School	n/a	72%
Southwark	71%	67%

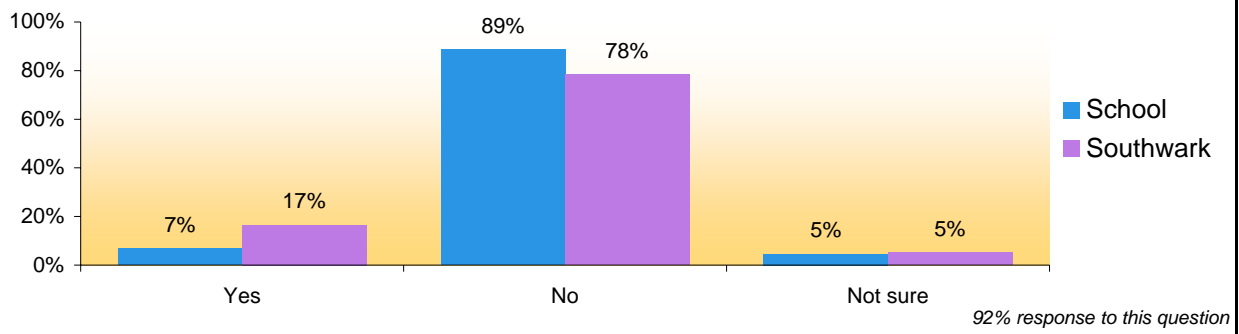
If your school did not participate last year then the school's 2005 figures will shown as "n/a".

Q What crime do you worry about?

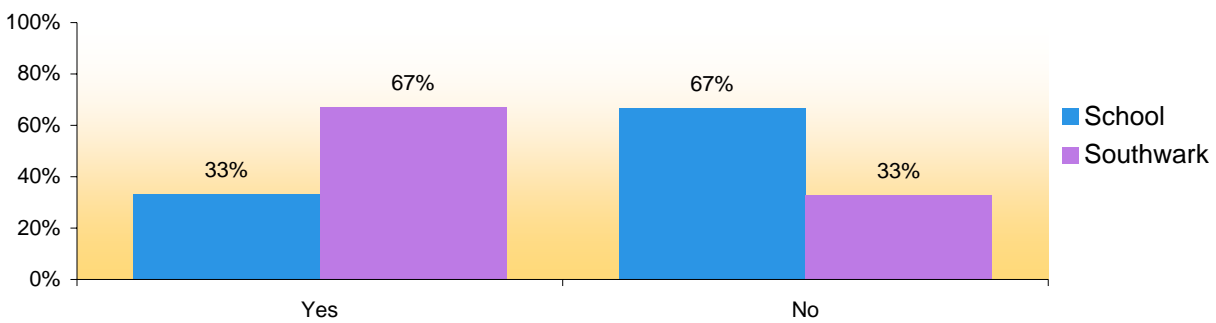


STAY SAFE

Q Have you been a victim of crime? (e.g. had your mobile phone stolen)



Q If yes did you report this crime to anyone?



ENJOY & ACHIEVE

Number of surveys completed by year group = 48

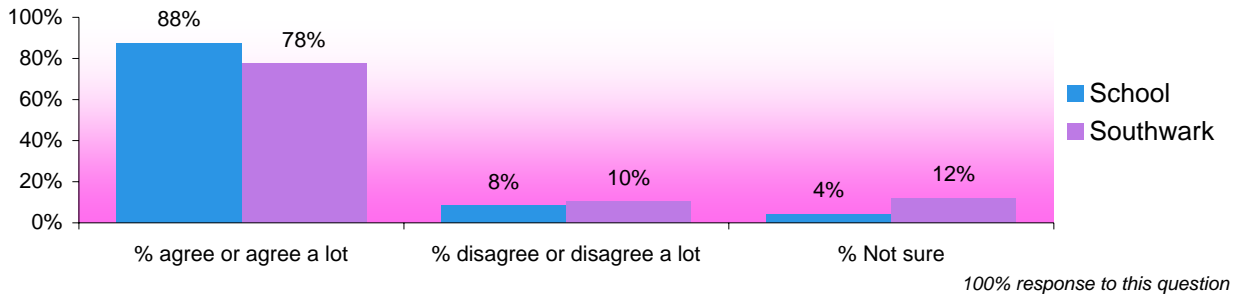
This section deals with pupil's feelings about getting the most out of life and developing the skills they need for adulthood.

Enjoying school

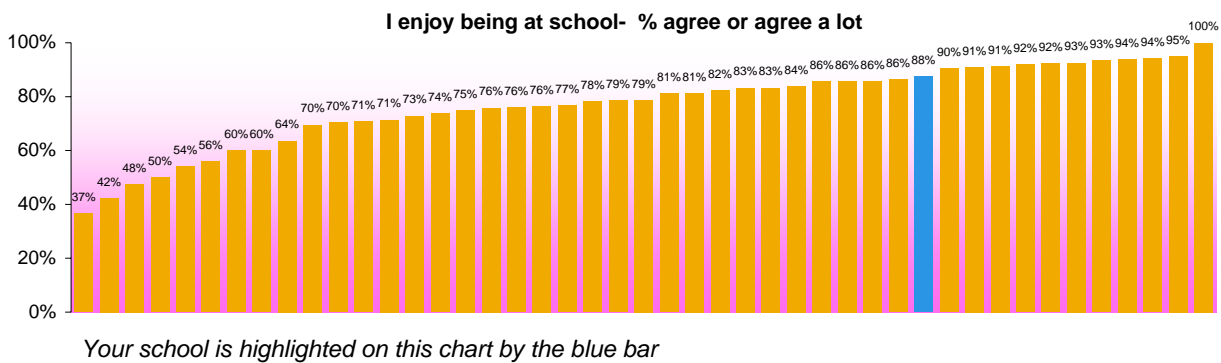
REF

Q I enjoy being at school

SEF 4c

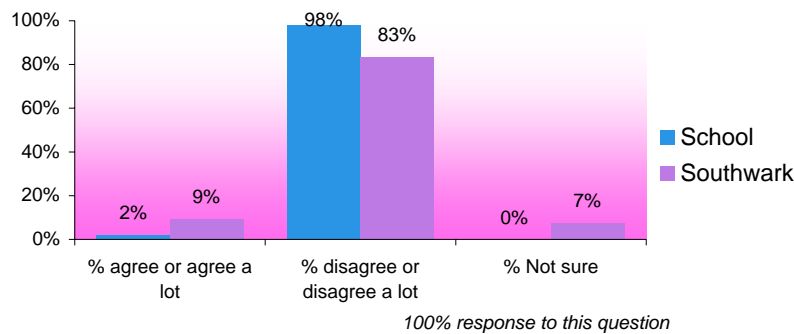


How do the feelings of your pupils compare to those in other Southwark schools?



Q School is a waste of time

SEF 4c



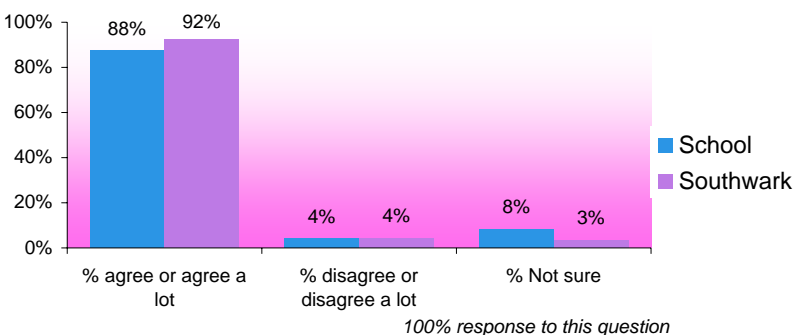
How do the feelings of your pupils compare to those last year?
% agree or agree a lot

	2005	2006
School	n/a	2%
Southwark	8%	9%

If your school did not participate last year then the school's 2005 figures will shown as "n/a".

Q I like lessons where I can work with my friends

SEF 4c



How do the feelings of your pupils compare to those last year?
% agree or agree a lot

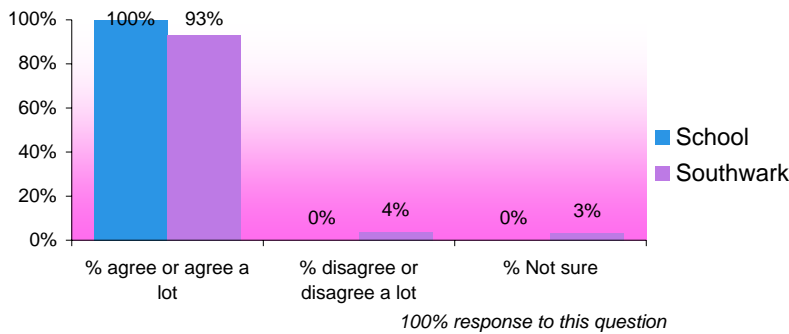
	2005	2006
School	n/a	88%
Southwark	90%	92%

If your school did not participate last year then the school's 2005 figures will shown as "n/a".

ENJOY & ACHIEVE

Q I like lessons where I can make something

SEF 4c



How do the feelings of your pupils compare to those last year?

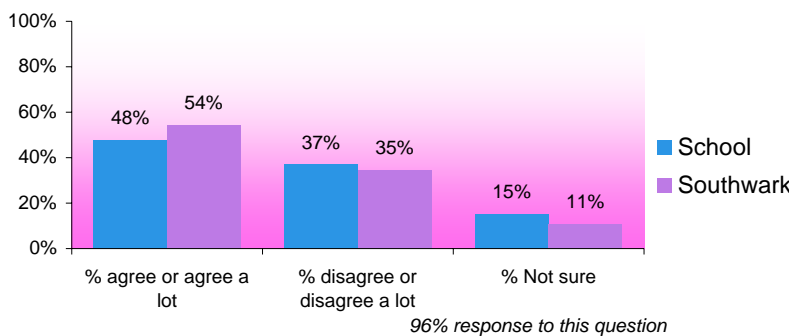
% agree or agree a lot

	2005	2006
School	n/a	100%
Southwark	93%	93%

If your school did not participate last year then the school's 2005 figures will shown as "n/a".

Q I like lessons where I can work on my own

SEF 4c



How do the feelings of your pupils compare to those last year?

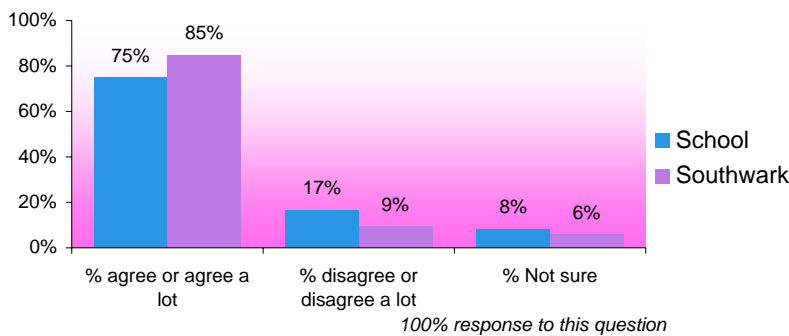
% agree or agree a lot

	2005	2006
School	n/a	48%
Southwark	51%	54%

If your school did not participate last year then the school's 2005 figures will shown as "n/a".

Q I like lessons where we talk about our ideas

SEF 4c



How do the feelings of your pupils compare to those last year?

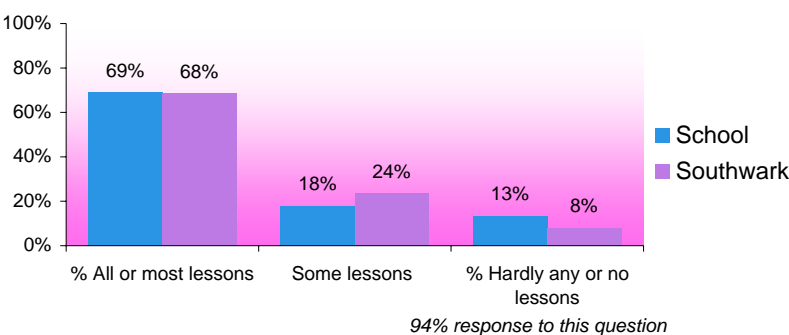
% agree or agree a lot

	2005	2006
School	n/a	75%
Southwark	79%	85%

If your school did not participate last year then the school's 2005 figures will shown as "n/a".

Q I am keen to answer questions in class

SEF 4c



How do the feelings of your pupils compare to those last year?

% All or most lessons

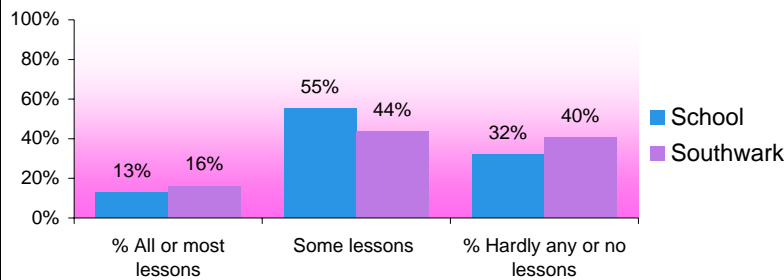
	2005	2006
School	n/a	69%
Southwark	66%	68%

If your school did not participate last year then the school's 2005 figures will shown as "n/a".

ENJOY & ACHIEVE

Q I am bored in lessons

SEF 4c



How do the feelings of your pupils compare to those last year?

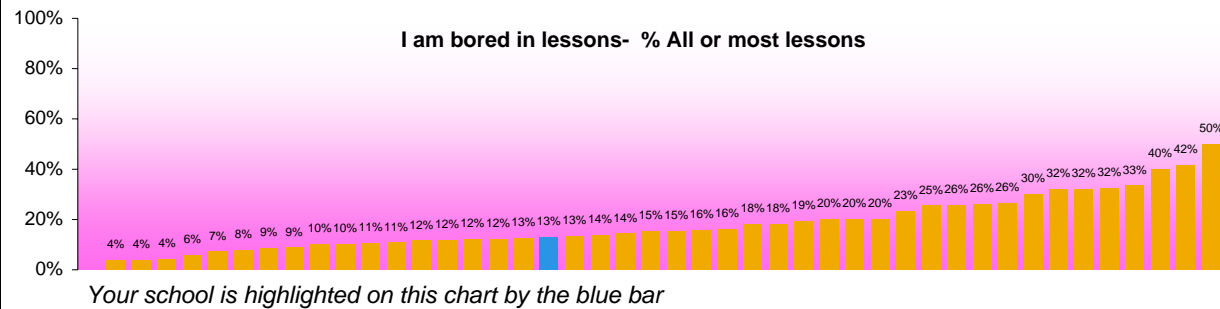
% All or most lessons

	2005	2006
School	n/a	13%
Southwark	17%	16%

If your school did not participate last year then the school's 2005 figures will shown as "n/a".

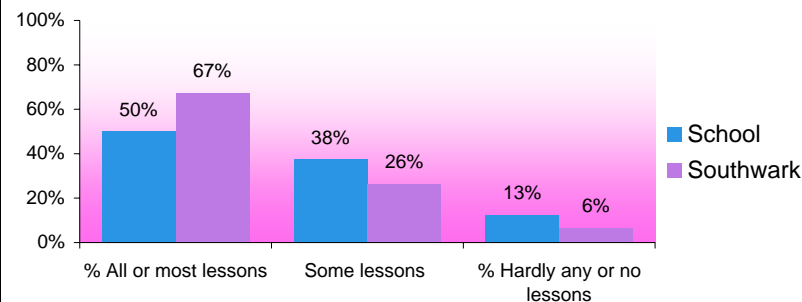
98% response to this question

How do the feelings of your pupils compare to those in other Southwark schools?



Q The work I do in lessons is interesting to me

SEF 4c



How do the feelings of your pupils compare to those last year?

% All or most lessons

	2005	2006
School	n/a	50%
Southwark	62%	67%

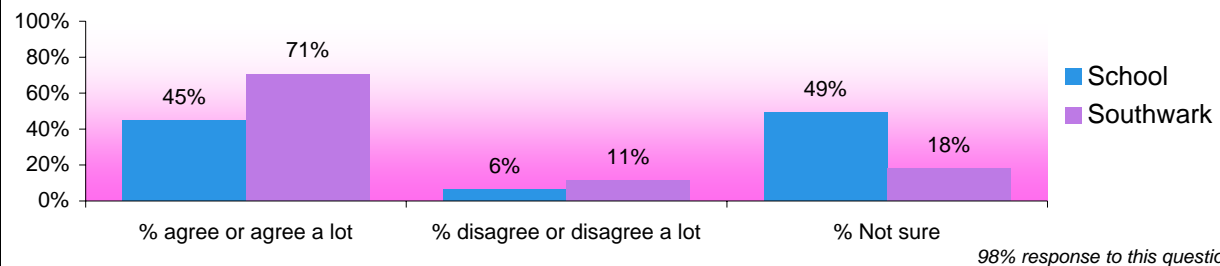
If your school did not participate last year then the school's 2005 figures will shown as "n/a".

100% response to this question

Achieving

Q I am involved in setting my own learning targets

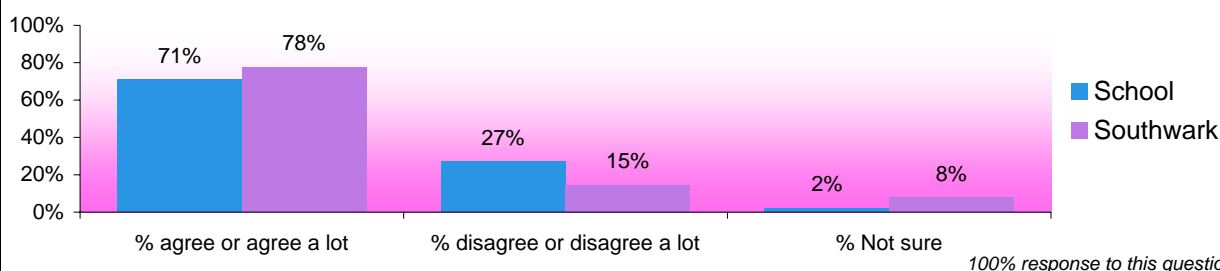
SEF 4c



98% response to this question

Q I feel I achieve my best in Maths lessons

SEF 4c



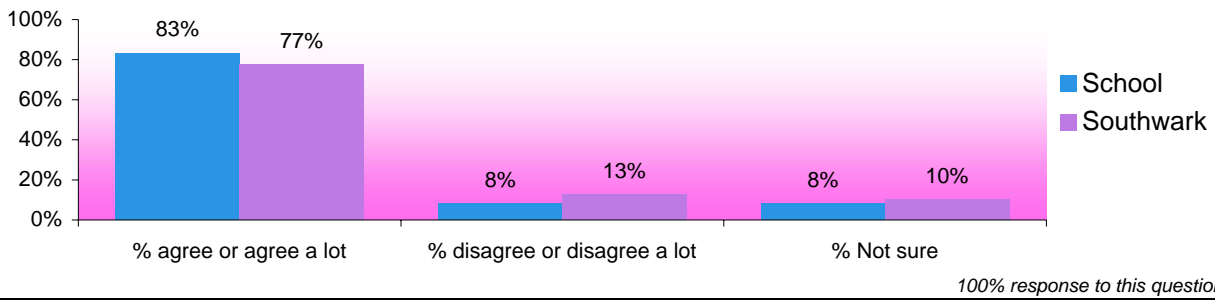
100% response to this question

St John's and St Clement's Church of England Primary School

ENJOY & ACHIEVE

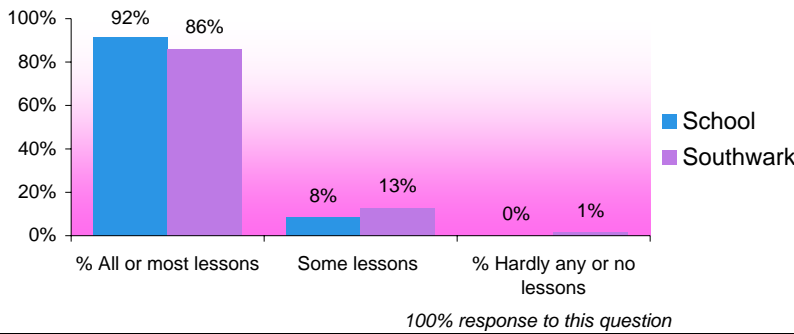
Q I feel I achieve my best in English lessons

SEF 4c



Q I work as hard as I can in school

SEF 4c



How do the feelings of your pupils compare to those last year?

% All or most lessons

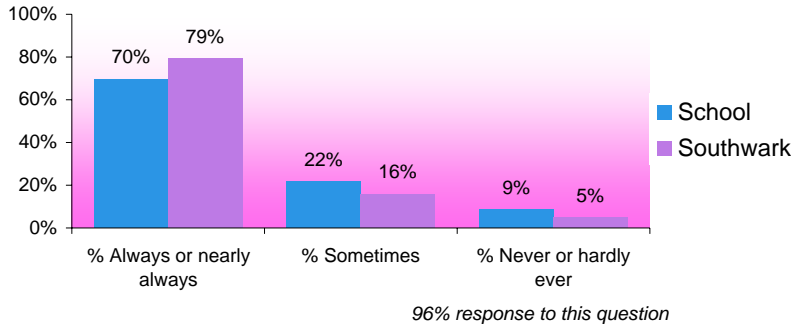
	2005	2006
School	n/a	92%
Southwark	79%	86%

If your school did not participate last year then the school's 2005 figures will shown as "n/a".

Relationships with teachers

Q I get on well with my teachers

SEF 4c



How do the feelings of your pupils compare to those last year?

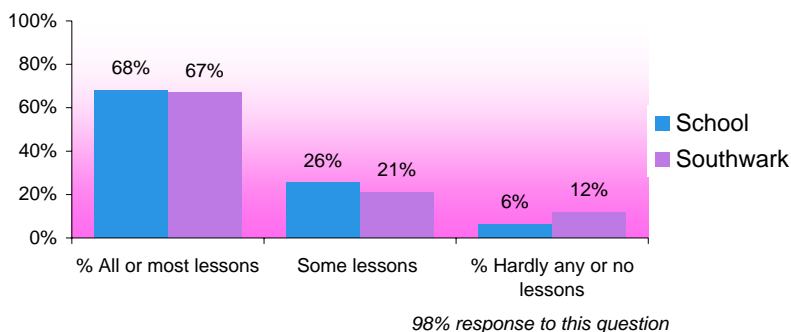
% Always or nearly always

	2005	2006
School	n/a	70%
Southwark	77%	79%

If your school did not participate last year then the school's 2005 figures will shown as "n/a".

Q I get help when I am stuck

SEF 4c



How do the feelings of your pupils compare to those last year?

% All or most lessons

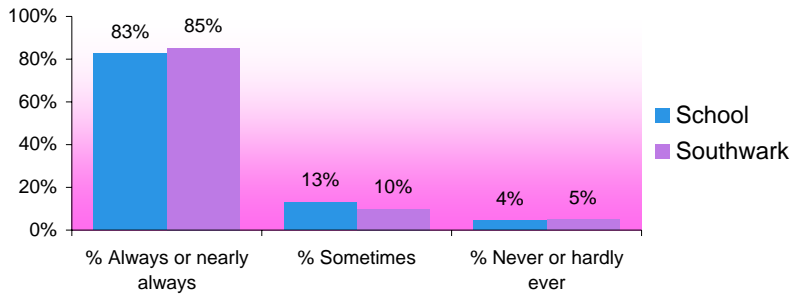
	2005	2006
School	n/a	68%
Southwark	61%	67%

If your school did not participate last year then the school's 2005 figures will shown as "n/a".

ENJOY & ACHIEVE

Q My teachers makes sure we do any homework that is set

SEF 4c



How do the feelings of your pupils compare to those last year?

% Always or nearly always

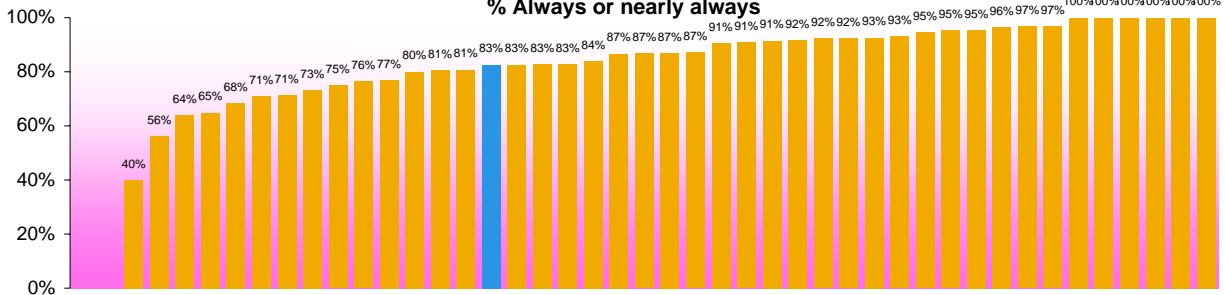
	2005	2006
School	n/a	83%
Southwark	84%	85%

If your school did not participate last year then the school's 2005 figures will shown as "n/a".

96% response to this question

How do the feelings of your pupils compare to those in other Southwark schools?

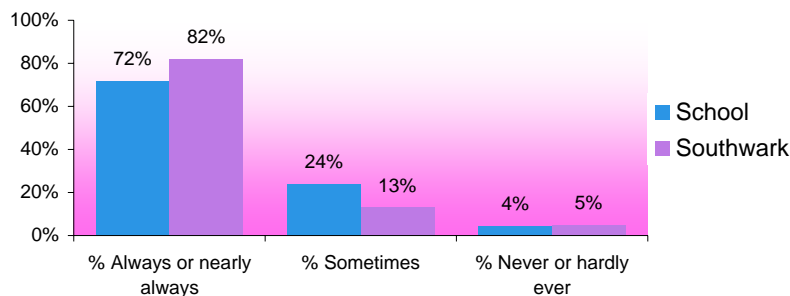
My teachers makes sure we do any homework that is set
% Always or nearly always



Your school is highlighted on this chart by the blue bar

Q My teachers tell me when I do my school work well

SEF 4c



How do the feelings of your pupils compare to those last year?

% Always or nearly always

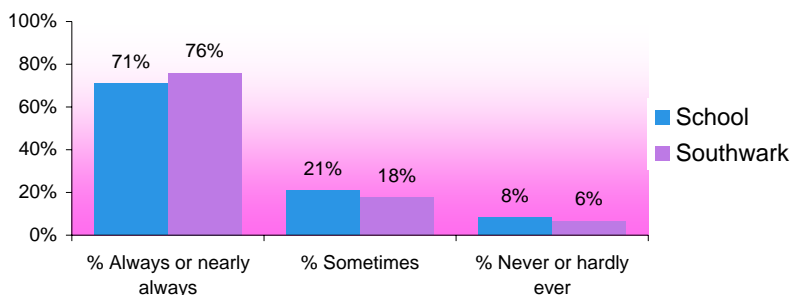
	2005	2006
School	n/a	72%
Southwark	77%	82%

If your school did not participate last year then the school's 2005 figures will shown as "n/a".

96% response to this question

Q I am trusted to do things on my own

SEF 4c



How do the feelings of your pupils compare to those last year?

% Always or nearly always

	2005	2006
School	n/a	71%
Southwark	71%	76%

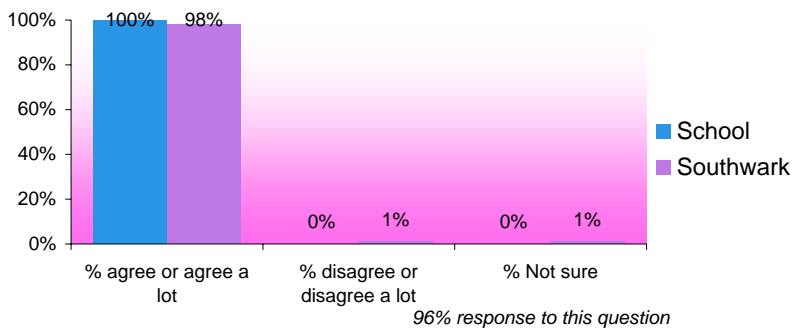
If your school did not participate last year then the school's 2005 figures will shown as "n/a".

100% response to this question

ENJOY & ACHIEVE

Parent's views from a pupil's perspective

Q My parents think it is important for me to do well at school



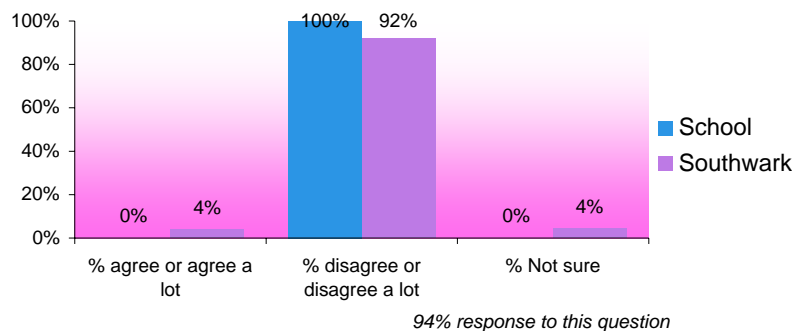
How do the feelings of your pupils compare to those last year?

% Agree or agree a lot

	2005	2006
School	n/a	100%
Southwark	97%	98%

If your school did not participate last year then the school's 2005 figures will shown as "n/a".

Q My parents think school is a waste of time



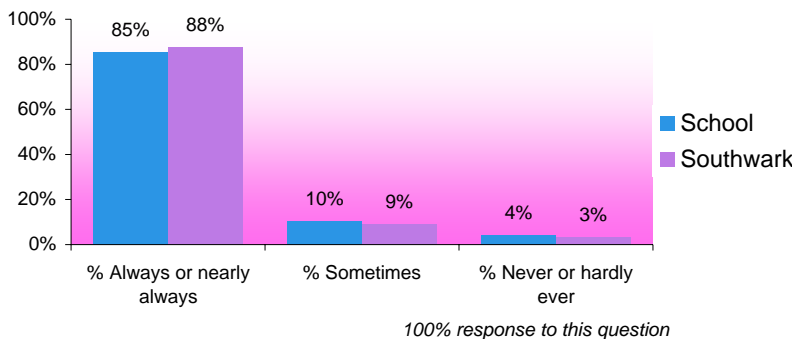
How do the feelings of your pupils compare to those last year?

% Agree or agree a lot

	2005	2006
School	n/a	0%
Southwark	4%	4%

If your school did not participate last year then the school's 2005 figures will shown as "n/a".

Q My parents make sure I do my homework



How do the feelings of your pupils compare to those last year?

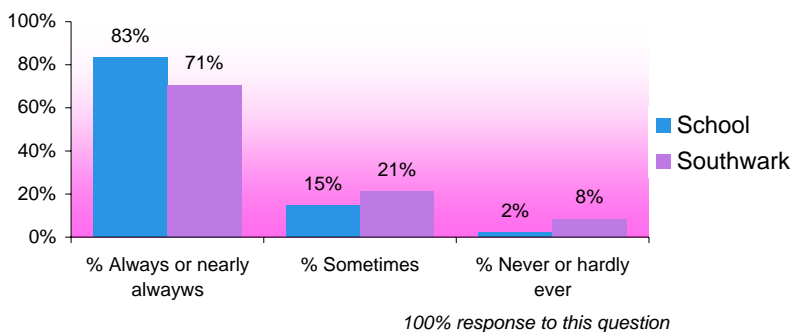
% Agree or agree a lot

	2005	2006
School	n/a	85%
Southwark	88%	88%

If your school did not participate last year then the school's 2005 figures will shown as "n/a".

About my school

Q My school is clean and tidy



How do the feelings of your pupils compare to those last year?

% Always or nearly always

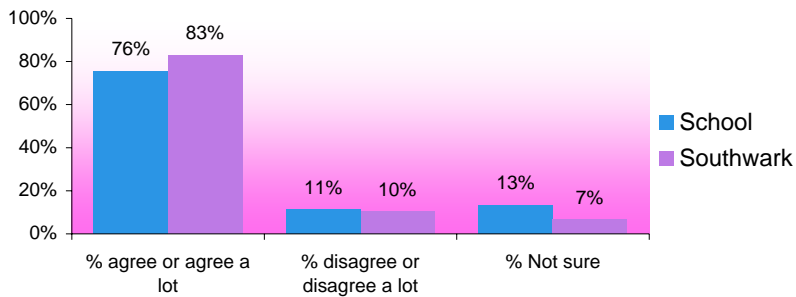
	2005	2006
School	n/a	83%
Southwark	58%	71%

If your school did not participate last year then the school's 2005 figures will shown as "n/a".

ENJOY & ACHIEVE

Q My school has sensible rules

SEF 4c



How do the feelings of your pupils compare to those last year?

% Agree or agree a lot

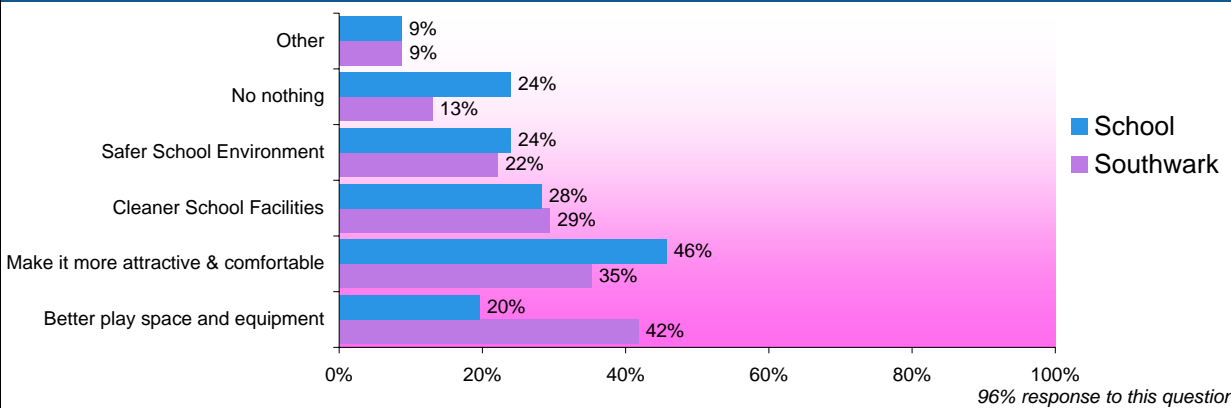
	2005	2006
School	n/a	76%
Southwark	76%	83%

If your school did not participate last year then the school's 2005 figures will shown as "n/a".

94% response to this question

Q Is there anything you would change about your school building to make school life better for you?

SEF 4c



96% response to this question

Below are a selection of other things suggested by your pupils:

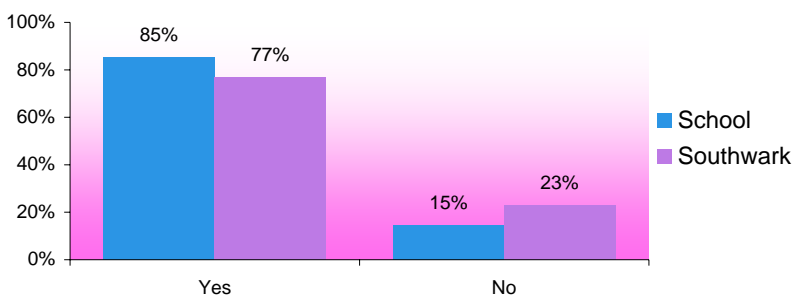
..... A swimming pool, A talking zone, cleaner toilets,

Other activities at school

Q Do you ever take part in lunch time or after school activities e.g. sports, using computers?

SEF 4c

SEF 4a



How do the feelings of your pupils compare to those last year?

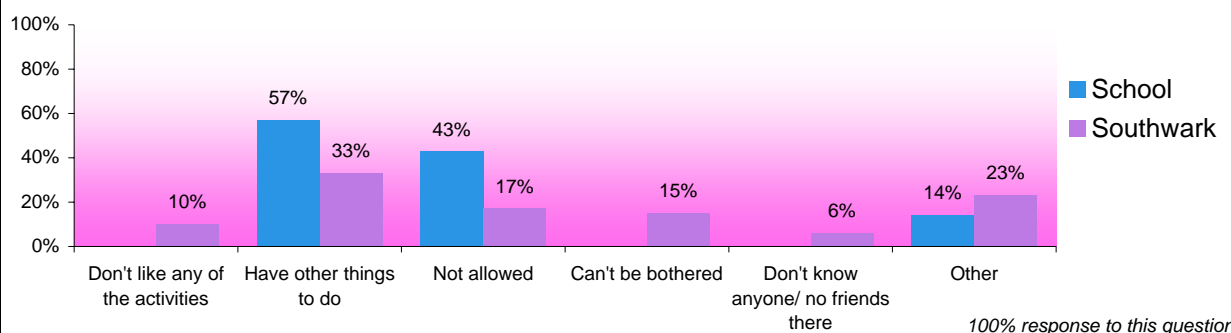
% Yes

	2005	2006
School	n/a	85%
Southwark	77%	77%

If your school did not participate last year then the school's 2005 figures will shown as "n/a".

100% response to this question

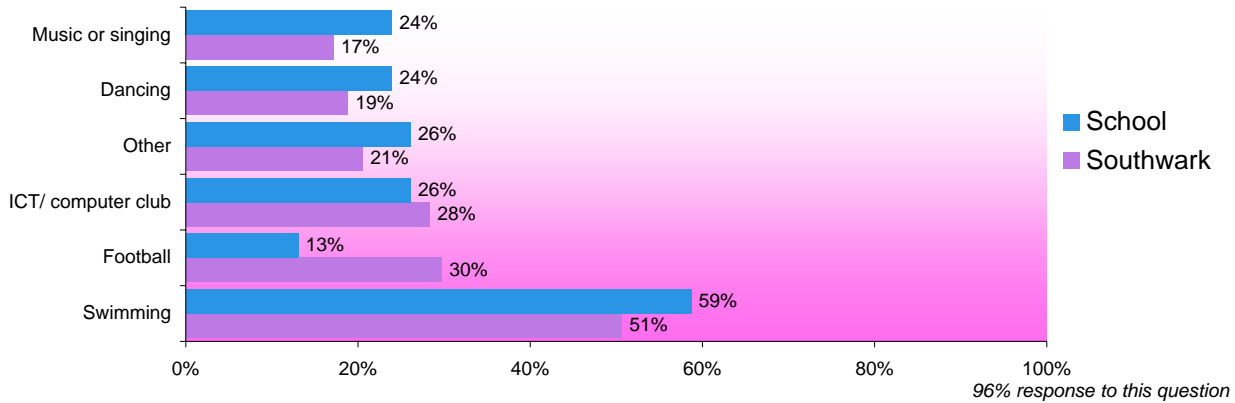
Q If you answered no, what stops you, if anything, from going to after school or lunch time activities?



100% response to this question

ENJOY & ACHIEVE

Q What after school activities would you like your school to offer that they don't?

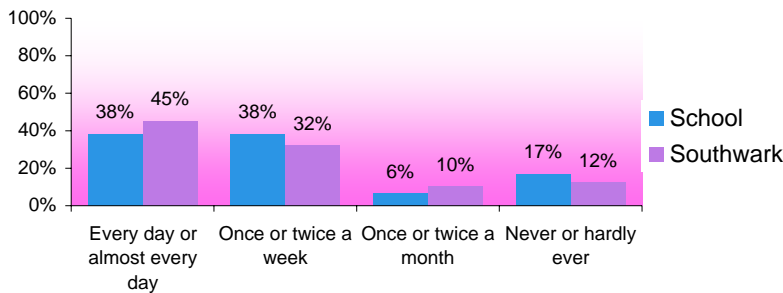


Below are a selection of other school clubs and activities suggested by your pupils:

..... Acting/drama club, Cycling, Ice skating, Joke telling, rounders, Tennis, Trampolining,

Sporting and cultural activities (outside of school)

Q How often do you read on your own for fun outside school?

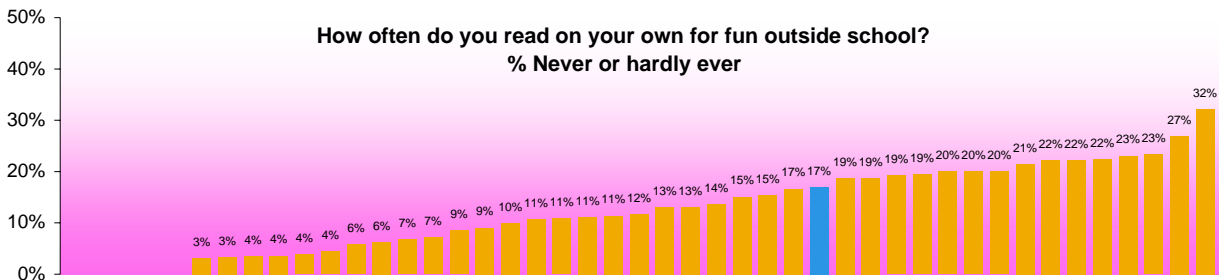


How do the feelings of your pupils compare to those last year?
% Never or hardly ever

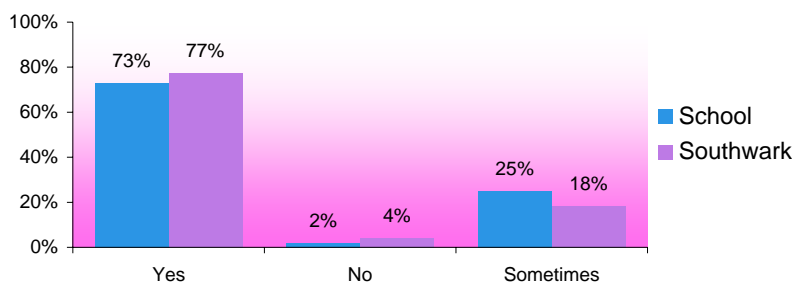
	2005	2006
School	n/a	17%
Southwark	13%	12%

If your school did not participate last year then the school's 2005 figures will shown as "n/a".

How do the feelings of your pupils compare to those in other Southwark schools?



Q Do you have enough space at home to do your homework?



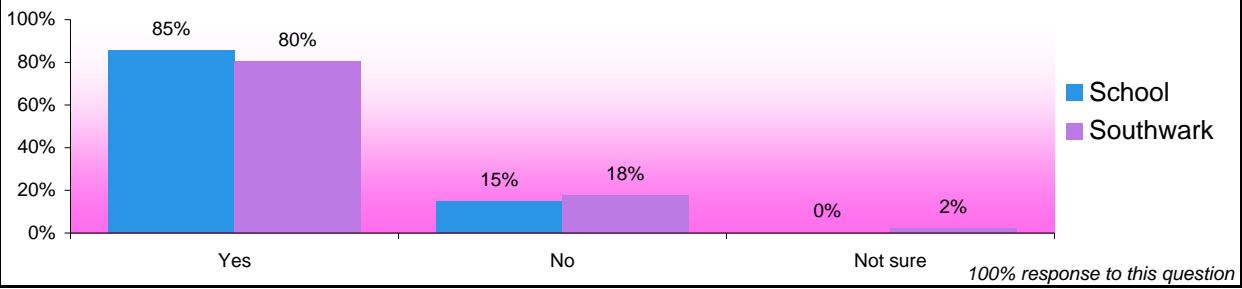
How do the feelings of your pupils compare to those last year?
% Yes

	2005	2006
School	n/a	73%
Southwark	71%	77%

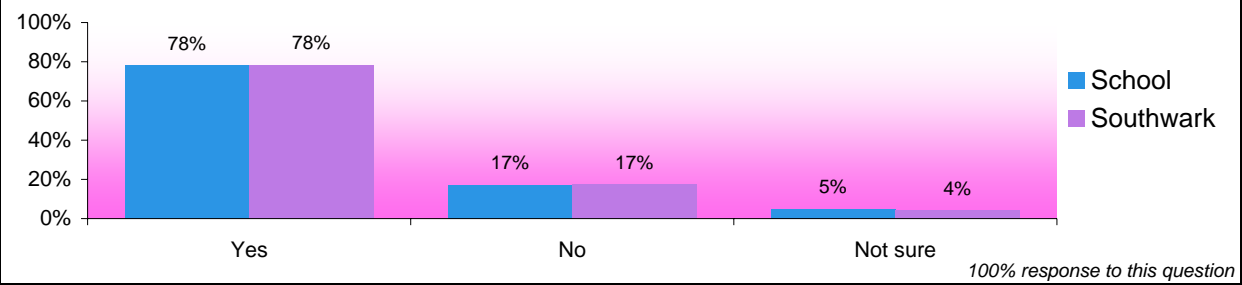
If your school did not participate last year then the school's 2005 figures will shown as "n/a".

ENJOY & ACHIEVE

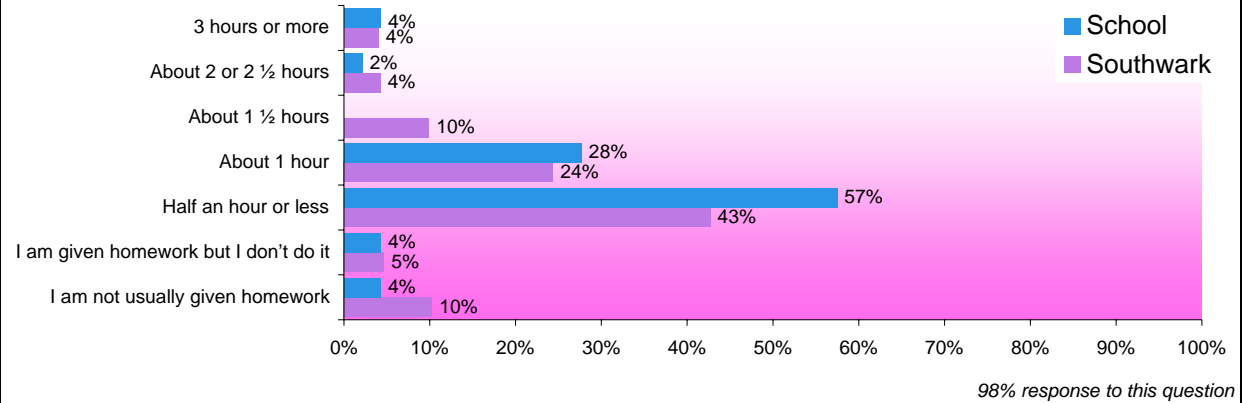
Q Do you have a computer that you can work on at home?



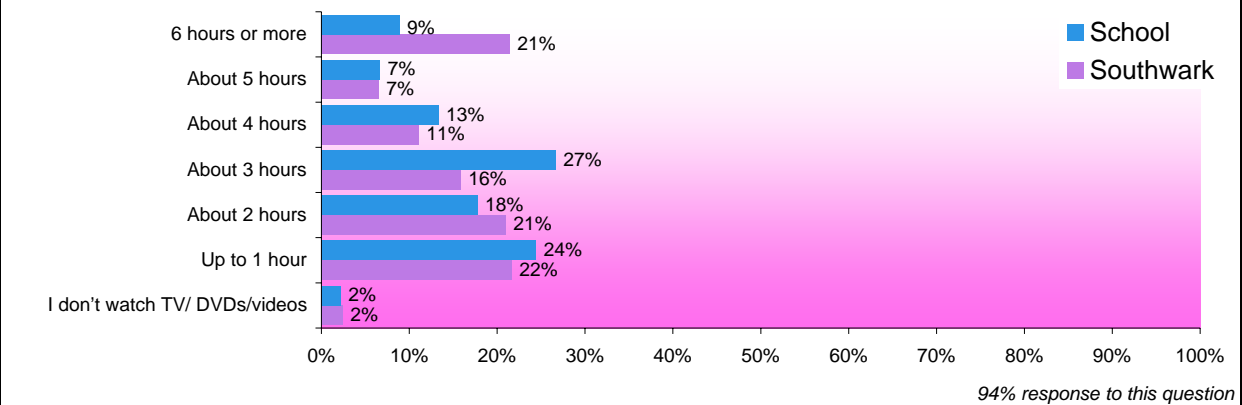
Q If yes, do you have access to the internet?



Q How many HOURS EACH DAY do you normally spend doing homework?

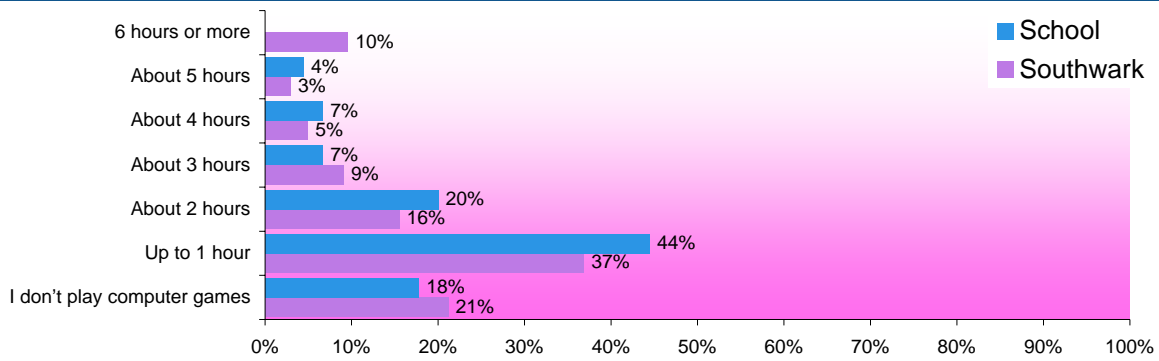


Q How many HOURS EACH DAY do you normally Watch TV/ DVDs/ Videos?



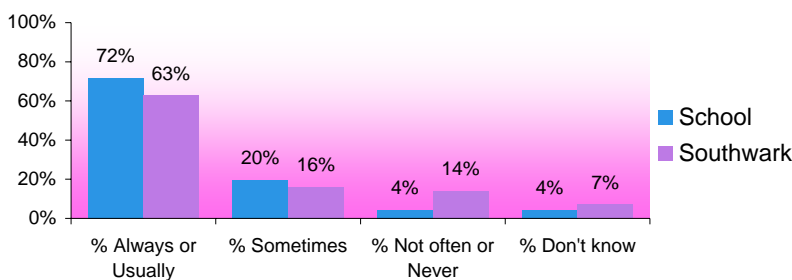
ENJOY & ACHIEVE

Q How many HOURS EACH DAY do you normally play computer games?



94% response to this question

Q Do you think there are enough things for you to do outside or after school?



How do the feelings of your pupils compare to those last year?

% Always or usually

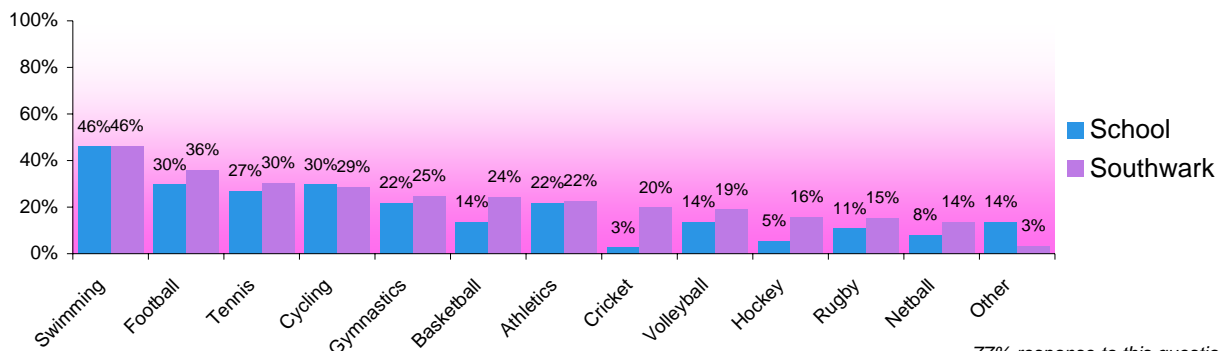
	2005	2006
School	n/a	72%
Southwark	62%	63%

If your school did not participate last year then the school's 2005 figures will be shown as "n/a".

96% response to this question

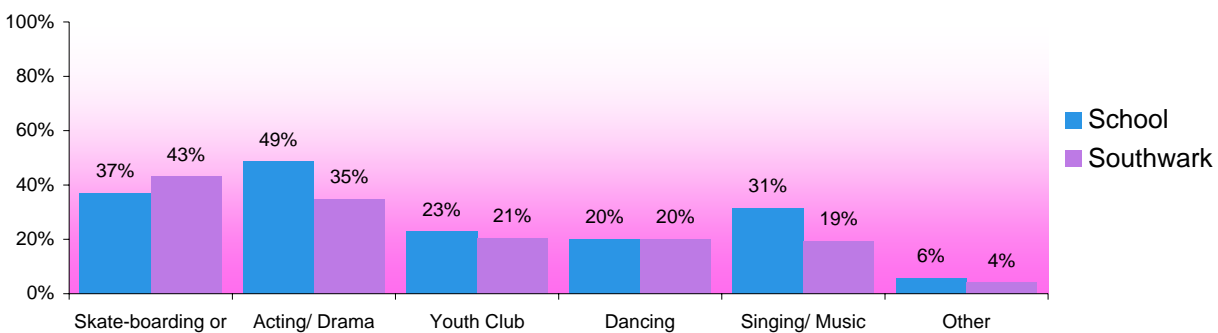
The sports listed below are the 12 focus sports promoted by Southwark Sports Development

Q What sports would you like to take part in outside of school that are not available now?



77% response to this question

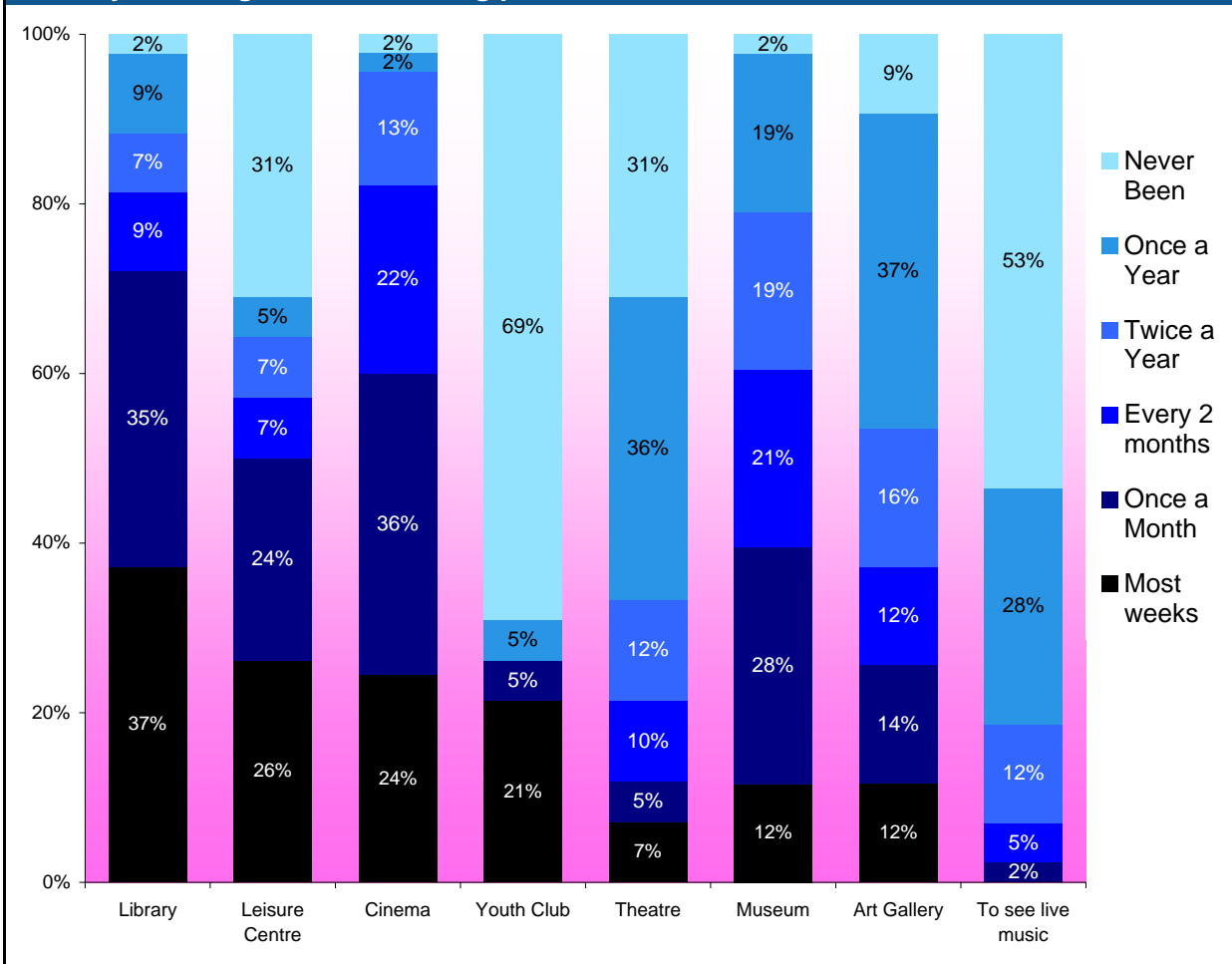
Q What hobbies/activities would you like to take part in outside of school that are not available now?



73% response to this question

ENJOY & ACHIEVE

Q Do you ever go to the following places?



St John's and St Clement's Church of England Primary School

MAKE A POSITIVE CONTRIBUTION

Number of surveys completed by year group = 48

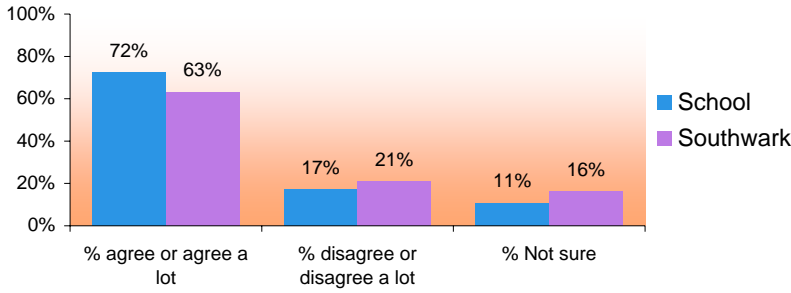
This section deals with pupil's feelings about being involved with the community and not engaging in anti-social or offending behaviour.

Decision-making

REF

Q I am asked for ideas about how things can be run in school

SEF 4d



How do the feelings of your pupils compare to those last year?

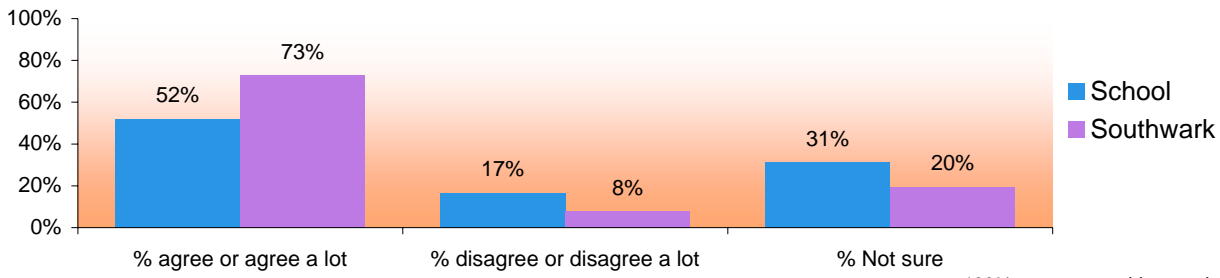
	2005	2006
School	n/a	72%
Southwark	36%	63%

If your school did not participate last year then the school's 2005 figures will shown as "n/a".

98% response to this question

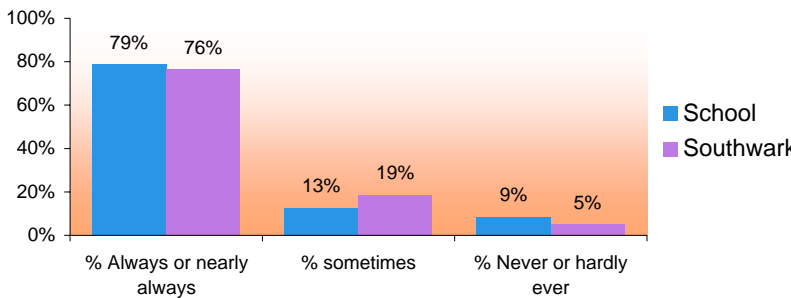
Q I feel my views can make a difference to school life

SEF 4d



100% response to this question

Q My teachers listen to my ideas



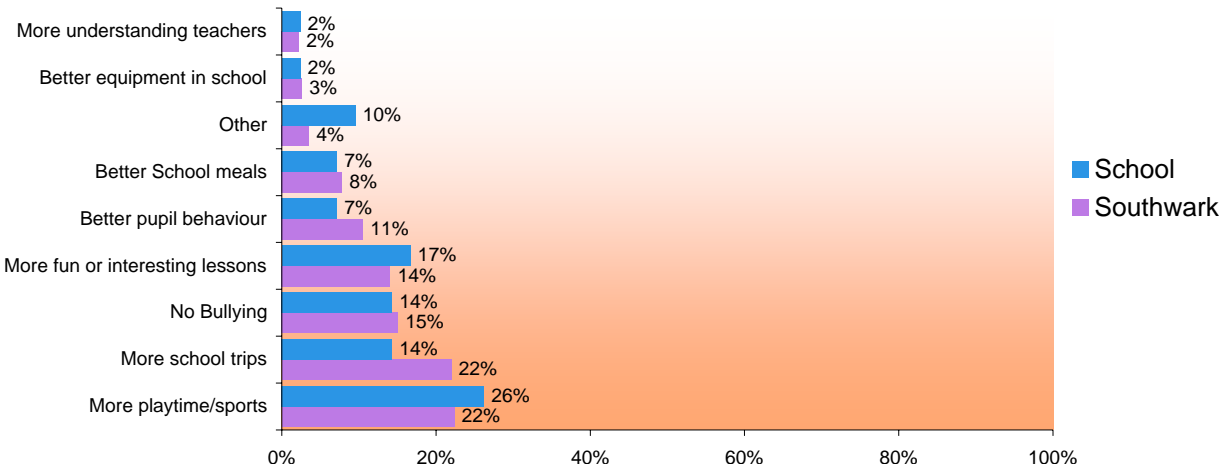
How do the feelings of your pupils compare to those last year?

	2005	2006
School	n/a	79%
Southwark	74%	76%

If your school did not participate last year then the school's 2005 figures will shown as "n/a".

98% response to this question

Q What one thing would make school life better for you?

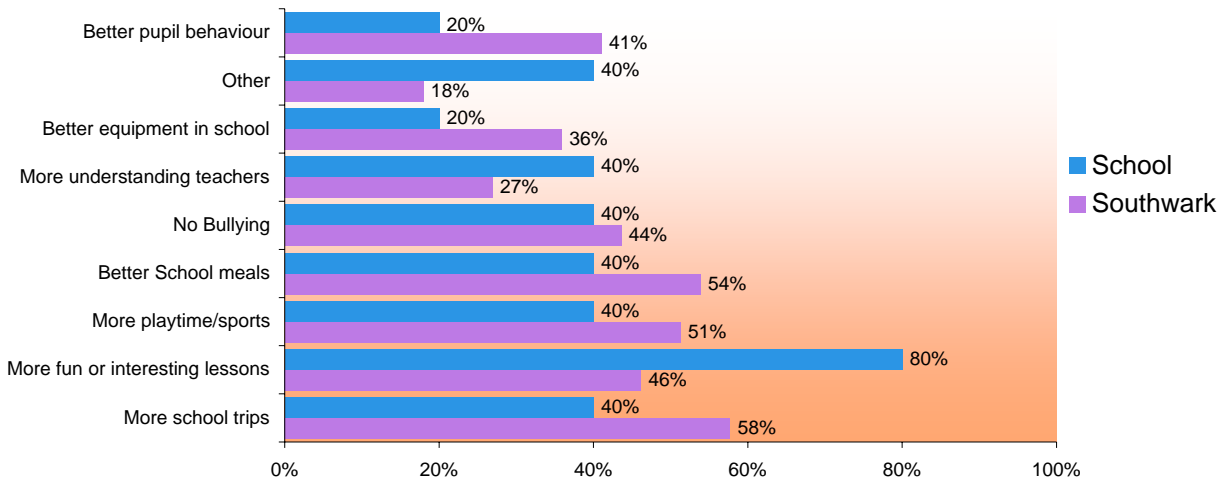


88% response to this question

MAKE A POSITIVE CONTRIBUTION

What things would make school life better for you?

Many pupils who completed the Pupil Voice survey on paper selected more than one response. The analysis of those pupil's responses are below:

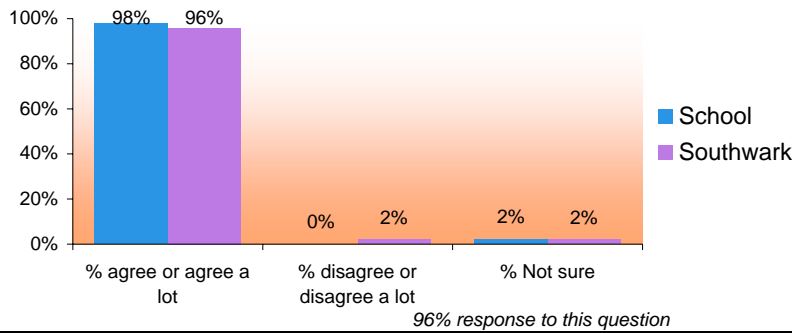


Here are a selection of other things suggested by your pupils

..... Build a swimming pool, More interesting school trips (and regulary), Our own swimming pool in school, Pupils to have their say, Teachers not punishing class,

Engaging in positive behaviour

Q My parents make it clear how I should behave at school



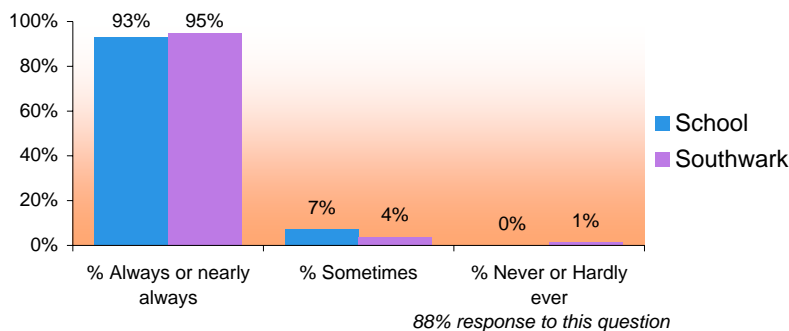
How do the feelings of your pupils compare to those last year?

% agree or agree a lot

	2005	2006
School	n/a	98%
Southwark	96%	96%

If your school did not participate last year then the school's 2005 figures will shown as "n/a".

Q My teachers make it clear how we should behave in school



How do the feelings of your pupils compare to those last year?

% Always or nearly always

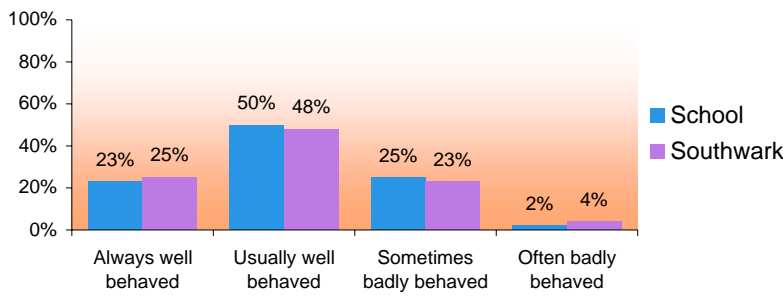
	2005	2006
School	n/a	93%
Southwark	94%	95%

If your school did not participate last year then the school's 2005 figures will shown as "n/a".

MAKE A POSITIVE CONTRIBUTION

Q How would you describe your behaviour in class and around school this year?

SEF 4c



How do the feelings of your pupils compare to those last year?

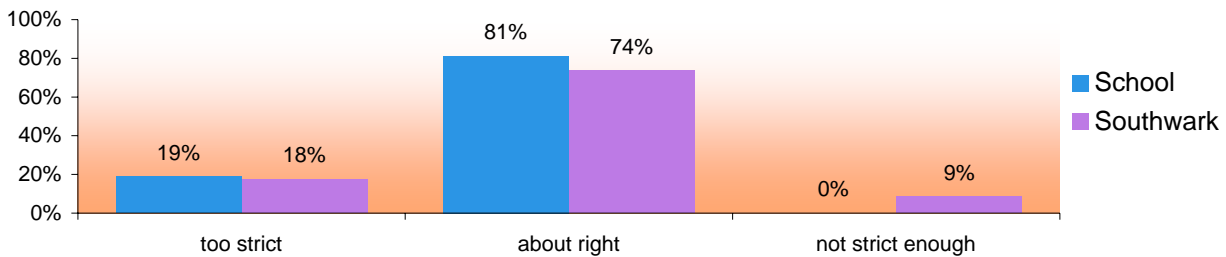
% Always or usually

	2005	2006
School	n/a	73%
Southwark	75%	73%

If your school did not participate last year then the school's 2005 figures will shown as "n/a".

100% response to this question

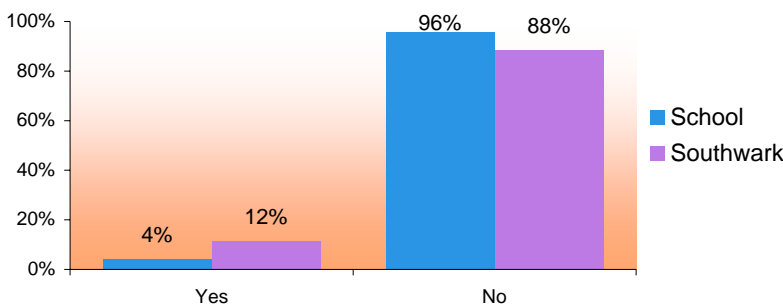
Q Do you think the discipline in your school is:



100% response to this question

Q Have you ever played truant (bunked off/skived off) this year?

SEF 4c



How do the feelings of your pupils compare to those last year?

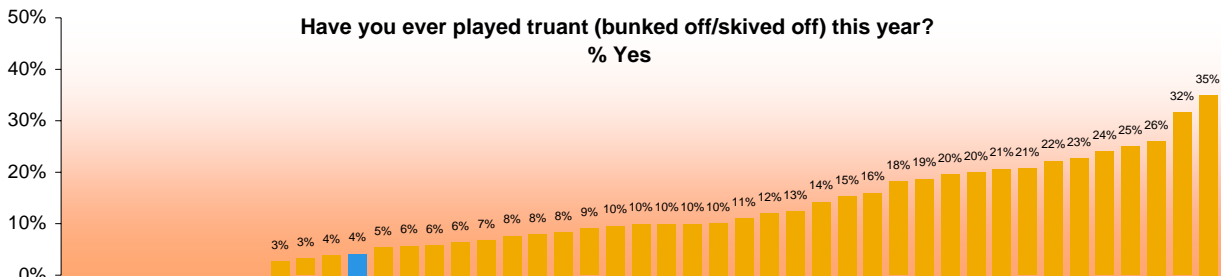
% Yes

	2005	2006
School	n/a	4%
Southwark	7%	12%

If your school did not participate last year then the school's 2005 figures will shown as "n/a".

100% response to this question

How do the feelings of your pupils compare to those in other Southwark schools?

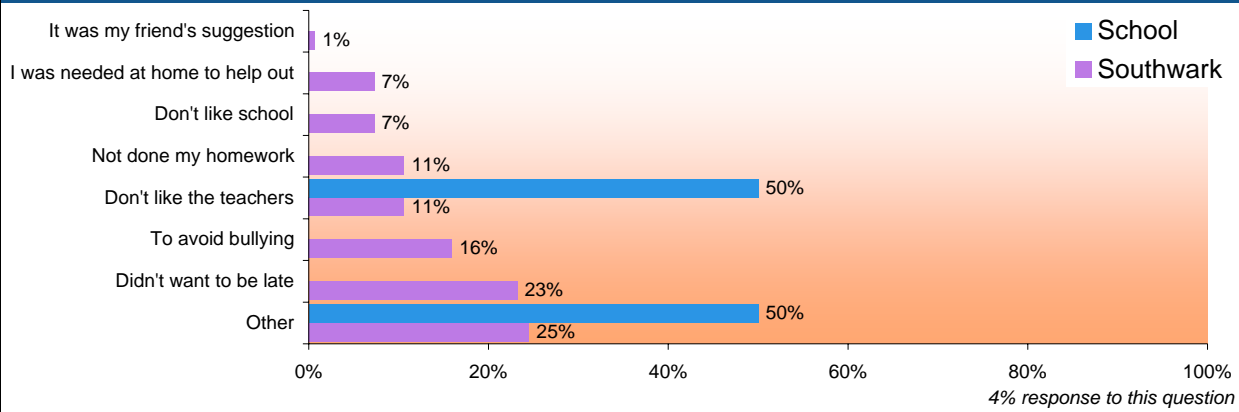


Your school is highlighted on this chart by the blue bar

MAKE A POSITIVE CONTRIBUTION

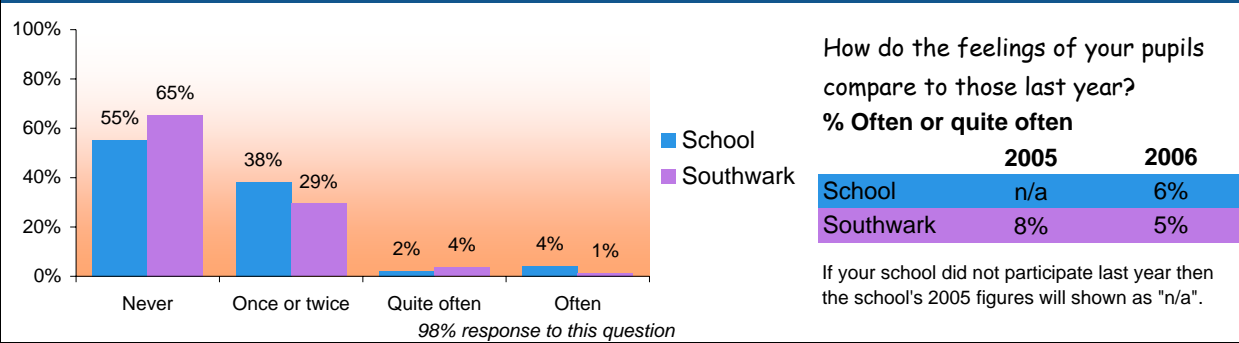
Q If you have played truant, what was the (main) reason(s)?

SEF 4c



Q Have you bullied or badly treated any other children in school this year?

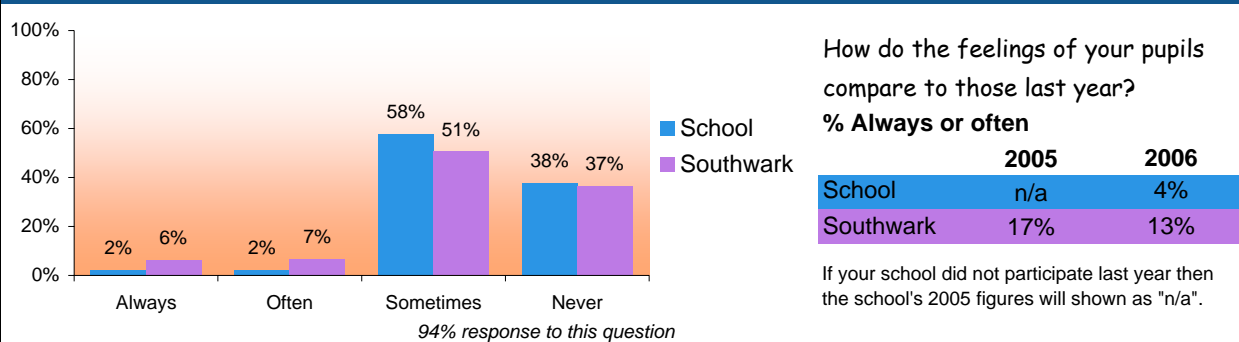
SEF 4d



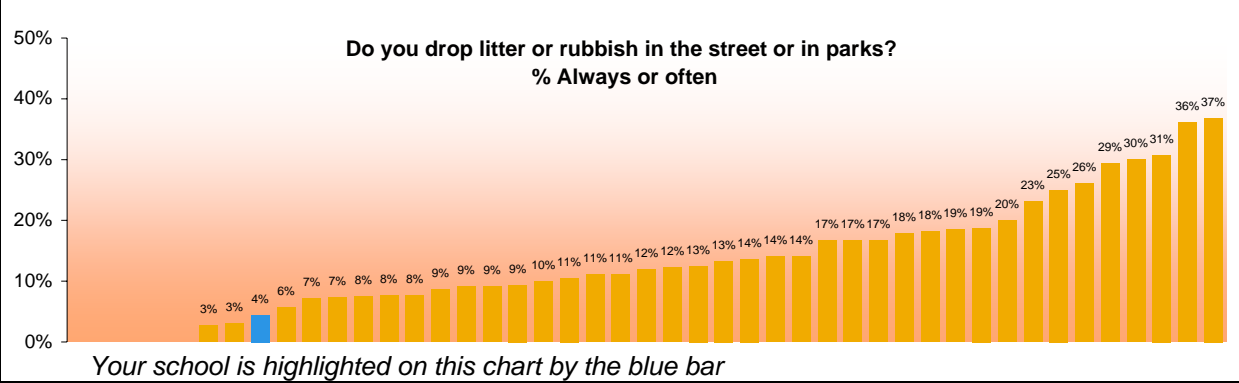
Supporting the environment

Q Do you drop litter or rubbish in the street or in parks?

SEF 4d



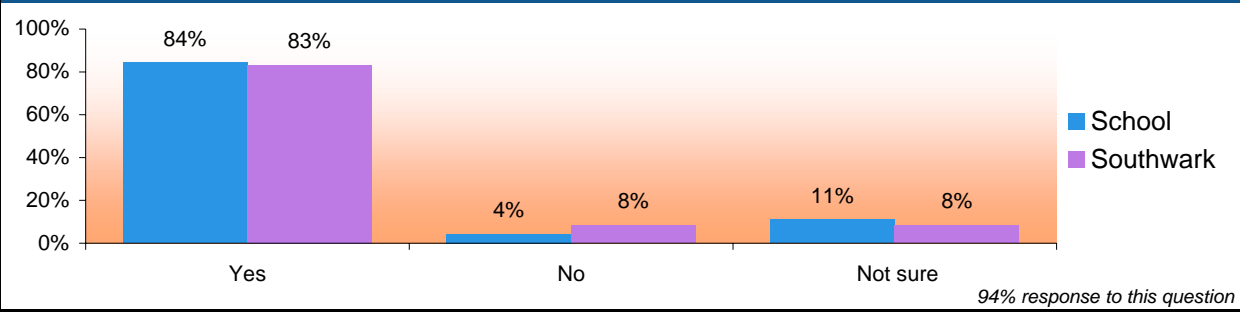
How do the feelings of your pupils compare to those in other Southwark schools?



MAKE A POSITIVE CONTRIBUTION

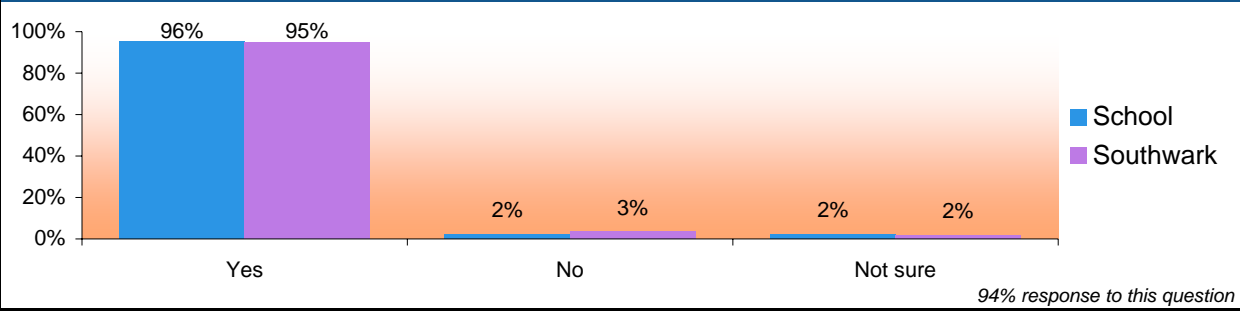
Q Do you care if the area where you live is clean and tidy?

SEF 4d



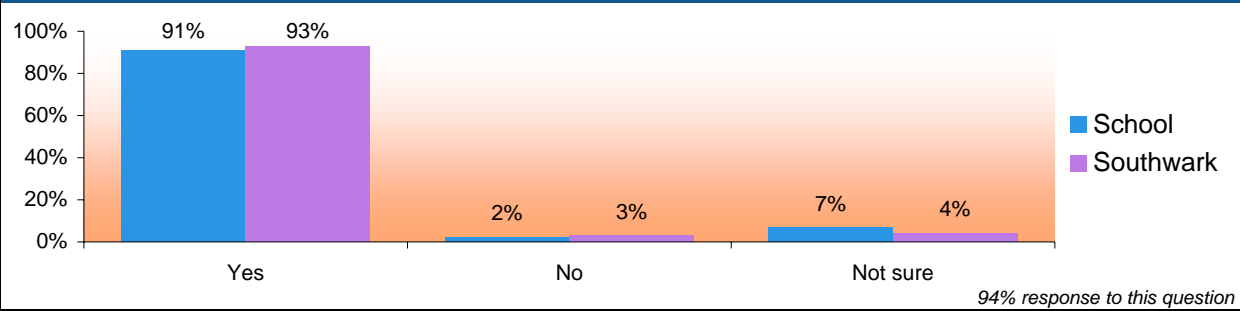
Q Do you know what recycling is?

SEF 4d



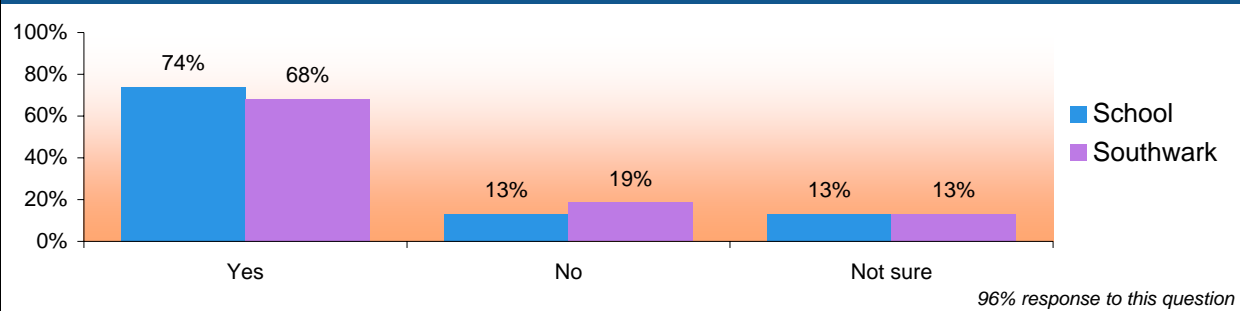
Q Do you think recycling is a good idea?

SEF 4d



Q Do you and your family do recycling at home?

SEF 4d



ACHIEVE ECONOMIC WELL-BEING

Number of surveys completed by year group = 48

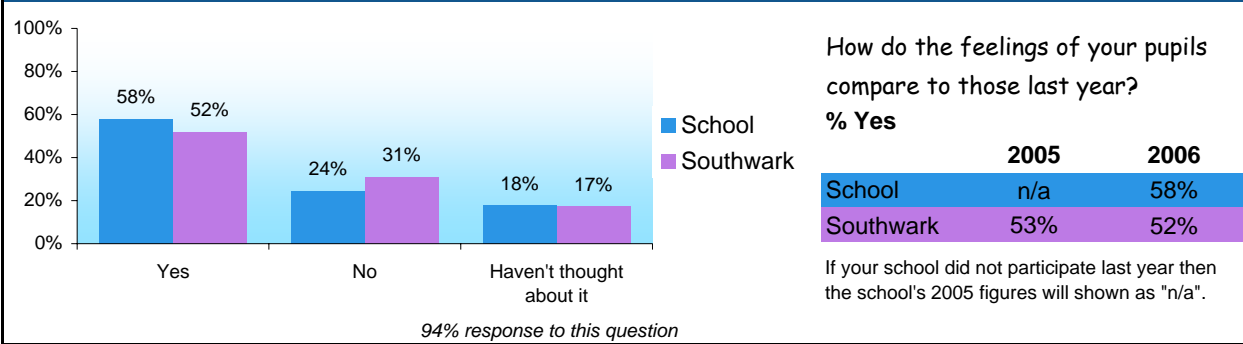
This section deals with pupil's feelings about not being prevented by economic disadvantage from achieving their full potential in life.

Future plans

REF

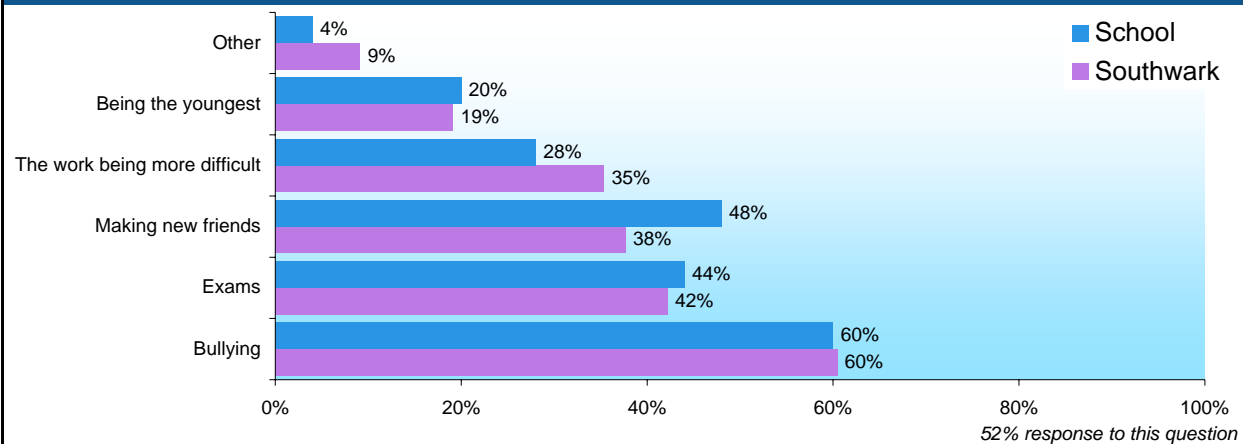
Q Are you worried about going to secondary school?

SEF 4e



Q If yes, what do you worry about when thinking about going to secondary school?

SEF 4e

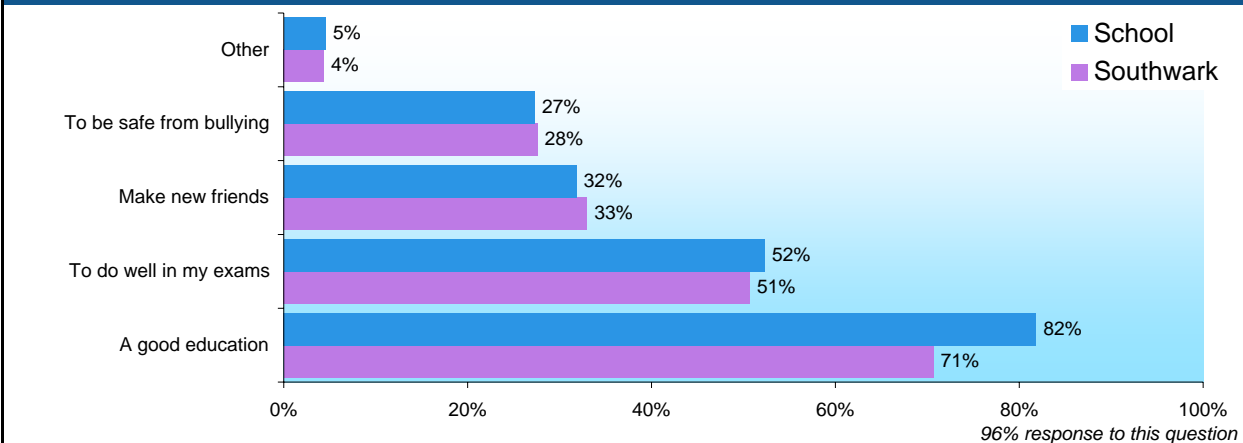


Here are a selection of other things suggested by your pupils:

..... rape,

Q What is the most important thing you want from being at secondary school?

SEF 4e

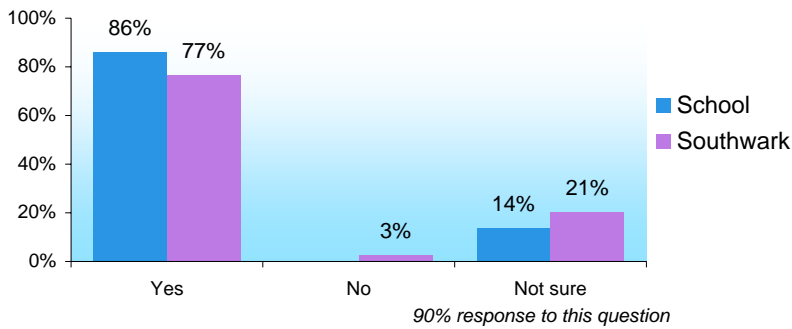


Here are a selection of other things suggested by your pupils:

..... learn about what I enjoy, to get in good university,

ACHIEVE ECONOMIC WELL-BEING

Q Do you think that you will have a happy life in the future?

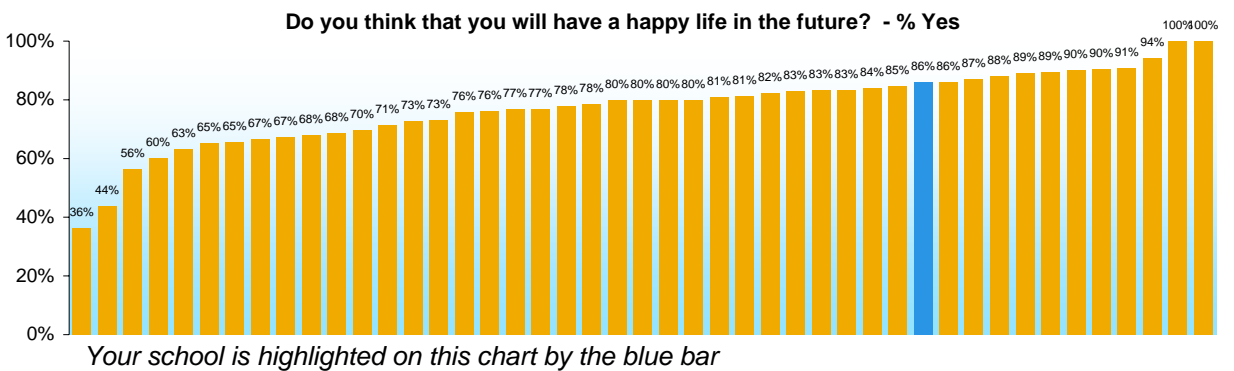


How do the feelings of your pupils compare to those last year?

% Yes		2005	2006
School	n/a		86%
Southwark	56%		77%

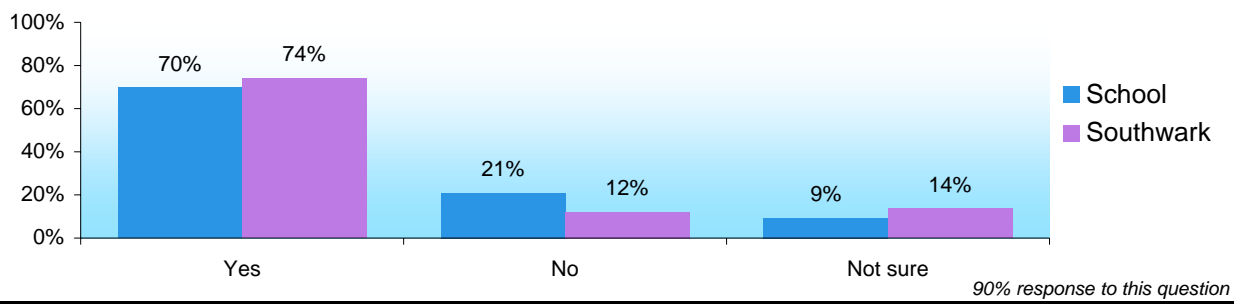
If your school did not participate last year then the school's 2005 figures will shown as "n/a".

How do the feelings of your pupils compare to those in other Southwark schools?



Q Have you decided what job or career you would like to do when you leave school?

SEF 4e



Q If yes, write the name of the job or career in the box below

SEF 4e

74% of the Southwark pupils said YES they had decided what job or career they'd like when they left school (see question above).

For this 74%, the top 10 occupations pupils in Southwark schools would like to do are listed below. The percentages show what proportion of your year 5 cohort picked these jobs.

Footballer	19%	Singer	11%
Doctor	4%	Vet	0%
Actor/Actress	4%	Police officer	4%
Solicitor/Lawyer	4%	Artist	4%
Teacher	7%	Nurse	0%

Other jobs or careers aspired to by your pupils include:

..... Archaeologist, Athlete, Ballet Teacher, Choreographer, Engineer, Human resources, Inventor, Racing Driver, Rock star, Scientist, Wrestler,

St John's and St Clement's Church of England Primary School

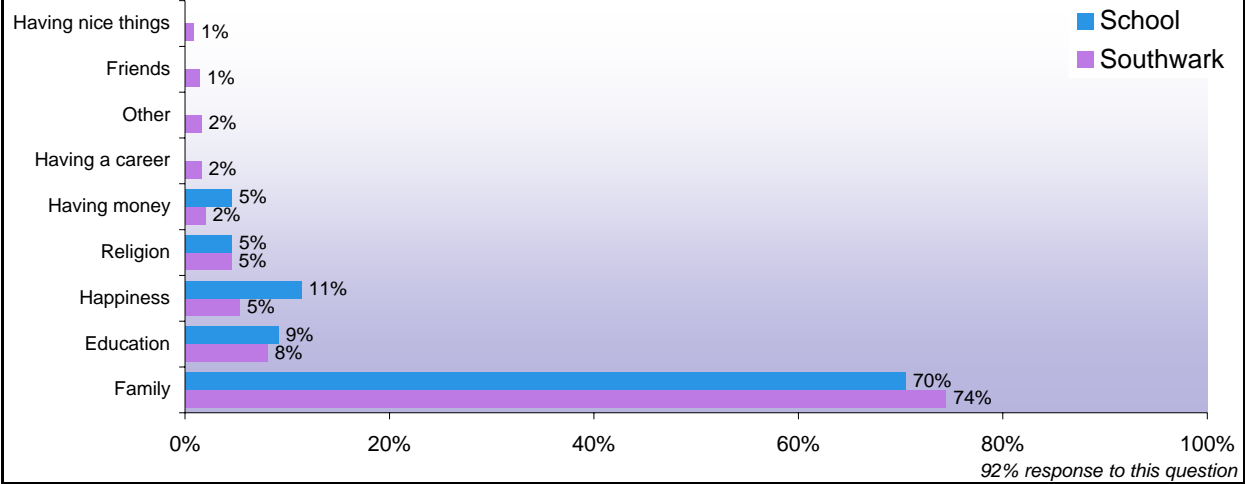
General Questions

Number of surveys completed by year group = 48

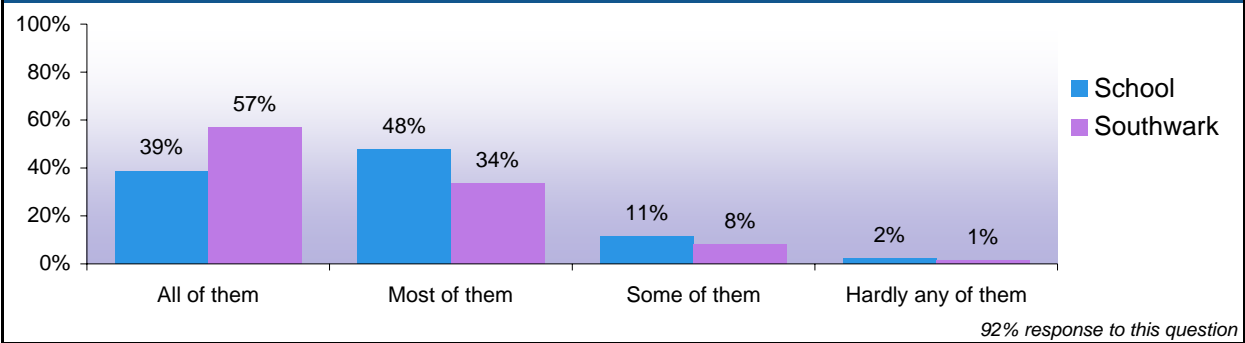
The following questions cover either more than one ECM outcome or relate to the entire survey.

General Questions

Q What do you think is the most important thing in life?



Q How many of the questions in this survey did you understand?



Q How many questions did you answer truthfully?

